

TROOP COMMITTEE GUIDEBOOK

For Successful Troop Operation



BOY SCOUTS OF AMERICA®

Table of Contents

Chapter ①	Introduction, 3	_____
Chapter ②	The Organization of Scouting, 5	_____
Chapter ③	How Your Scout Troop Works, 9	_____
Chapter ④	Troop Committee Organization and Responsibilities, 13	_____
Chapter ⑤	Selecting and Recruiting Adult Leaders, 21	_____
Chapter ⑥	Troop Finances, 25	_____
Chapter ⑦	Advancement, 29	_____
Chapter ⑧	Troop Committee Meetings, 35	_____
Chapter ⑨	Outdoor Program, Rechartering, Training, and Policy, 37	_____
	Resources, 49	_____
	Index, 50	_____



Chapter 1

THE VALUES WE STRIVE TO INSTILL ARE BASED ON THESE FOUND IN THE SCOUT OATH AND SCOUT LAW:

SCOUT OATH

On my honor I
will do my best
To do my duty to
God and my country
and to obey the
Scout Law;
To help other people
at all times;
To keep myself
physically strong,
mentally awake,
and morally straight.

Introduction

Welcome to the family of Scouting. As a troop committee member, you can help enrich the lives of boys and make a difference in the kind of men they become. Since 1910, it has been the mission of the Boy Scouts of America to prepare young people to make ethical choices over their lifetimes by instilling in them the values of the Scout Oath and Scout Law.

Boy Scouting works toward three aims. One is growth in *moral strength and character*. We may define this as what the boy is—his personal qualities, his values, his outlook.

The second aim is *participating citizenship*. Used broadly, citizenship means the boy's relationship to others. He comes to learn of his obligations to other people, to the society he lives in, and to the government that presides over that society.

The third aim is *development of physical, mental, and emotional fitness*. Fitness includes the body (well-tuned and healthy), the mind (able to think and solve problems), and the emotions (self-control, courage, and self-respect).

To accomplish these aims, Boy Scouting has developed its program using eight methods.

1. **IDEALS.** The ideals of Scouting are spelled out in the Scout Oath, Scout Law, Scout motto, and Scout slogan. The Scout measures himself against these ideals and continually tries to improve.
2. **PATROLS.** The patrol method gives Scouts an experience in group living and participating citizenship. It places a certain amount of responsibility on young shoulders and teaches boys how to accept it.
3. **OUTDOORS.** Boy Scouting is designed to take place outdoors. It is in the outdoors that Scouts share responsibilities and learn to live with each other. It is here that the skills and activities practiced at troop meetings come alive with purpose.



4. **ADVANCEMENT.** Scouting provides a series of surmountable obstacles and steps to overcome them through the advancement method. The Scout plans his advancement and progresses at his own pace as he overcomes each challenge. The Scout is rewarded for each achievement, which helps him gain self-confidence. The steps in the advancement system help a boy grow in self-reliance and the ability to help others.
5. **ADULT ASSOCIATION.** Boys learn from the example set by their adult leaders. Troop leadership may be male or female, and association with adults of high character is encouraged at this stage of a young man's development.
6. **PERSONAL GROWTH.** As Scouts plan their activities and progress toward their goals, they experience personal growth. The Good Turn concept is a major part of the personal growth method of Scouting. Boys grow as they participate in community service projects and do Good Turns for others. The religious emblems program is also a large part of the personal growth method.
7. **LEADERSHIP DEVELOPMENT.** Boy Scouting encourages boys to learn and practice leadership skills. Every Scout has the opportunity to participate in both shared leadership and total leadership situations. Understanding the concepts of leadership helps a boy accept the leadership roles of others and guides him toward the citizenship aim of Scouting.
8. **UNIFORM.** The uniform makes the Scout troop visible as a force for good and creates a positive youth image in the community. Wearing the uniform is an action that shows each Scout's commitment to the aims and purposes of Scouting. The uniform gives the Scout identity in a world brotherhood of youth who believe in the same ideals.

Our youth must make mature decisions about many things that their limited experience with life has not prepared them for. Many of these decisions will have long-term consequences. The ready availability of drugs and alcohol and the rising number of youth gangs are situations our youth face daily. The number of single-parent households, the effects of the seemingly never-ending change caused by the impact of new technologies, and the increased amount of time parents must spend away from their children to ensure economic survival are all factors that make the Scouting program so vital to our nation's future.

Since 1910, Boy Scouting has successfully assisted more than 100 million members to develop the character and peer group associations to make ethical decisions and become role models in their communities.

The Scouting movement has also developed special programs to educate our youth regarding drugs, child abuse, literacy, the new world of careers, and hunger in America.

Working as a team in support of the troop and its Scoutmaster, you can help your youth members to develop the confidence, skills, character, and mental fitness that will allow them to give quality leadership to a changing society.

The resources listed on page 49 will be especially helpful as your troop committee members begin to understand their role in troop organization and successful troop operation.



SCOUT LAW

A Scout is trustworthy,
loyal, helpful, friendly,
courteous, kind, obedient,
cheerful, thrifty, brave,
clean, and reverent.



SCOUT MOTTO

Be Prepared

SCOUT SLOGAN

Do a Good Turn Daily



Chapter 2



The Organization of Scouting

Let's take a look at how Scouting is organized.

The Boy Scouts of America was incorporated on February 8, 1910, and chartered by Congress in 1916 to provide an educational program for boys and young adults. Boy Scouting was modeled after the Scouting movement founded by Robert S. S. Baden-Powell in England in 1908.

The BSA's National Council is led by a volunteer board of directors, the National Executive Board. The administration is performed by a staff of professional Scouters.

Among its major functions, the National Council develops program; sets and maintains quality standards in training, leadership selection, uniforming, registration records, literature development, and advancement requirements; and publishes *Boys' Life* and *Scouting* magazines.



Lord Baden-Powell



The National Council maintains national high-adventure bases for use by Scouts in Minnesota, Florida, New Mexico, and West Virginia, where the Summit Bechtel Family National Scout Reserve is the new home to the national Scout jamboree, which is held about every four years. The Summit will also host the 24th World Scout Jamboree in 2019.

Of course, it would be nearly impossible to administer directly the more than 50,000 registered Boy Scout troops and teams from a centrally located national office. To achieve this, the National Council issues a charter to each *local council*. The United States and its territories is divided into nearly 300 local councils. Each council has a headquarters city from which it administers the Scouting program within its geographical boundaries. Like the National Council, the local council is led by volunteers, with administration performed by a staff of professional Scouters. The council president is the top volunteer; the Scout executive is the top professional.

To find the local council office nearest you, use the local council locator, available online at <http://www.scouting.org/localcouncillocator.aspx>.

The *local council's* responsibilities include:

- Granting charters to community organizations
- Promoting the Scouting program
- Registration of units and council personnel
- Providing facilities and leadership for a year-round outdoor program, including summer camp
- Offering training in a timely manner



A *Scouting district* is a geographical area within the local council, as determined by the council executive board. District leaders mobilize resources to ensure the growth and success of Scouting units within the district's territory.

Each district has a *district committee* composed of key district Scouters. This committee does not make policy, but rather works through chartered organizations to assure the success of troops. A district committee does this by forming a number of subcommittees, each specializing in an area of concern:

- Membership
- Finance
- Training
- Advancement and recognition
- Camp and outdoor promotion
- Activities and civic service

Members of the district committee are volunteers like yourself. The district trains adult volunteers, provides district programs for troops such as camporees and Scouting shows, assists in the formation of new troops, and helps coordinate the Friends of Scouting campaign.

The district also has a commissioner staff that assigns a *unit commissioner* to give direct coaching and consultation to the troop committee and the Scoutmaster.

The volunteers on the district committee and commissioner staff can be a helpful resource to the troop committee. Call upon their guidance when needed.

The Scouting professional who provides district service is the *district executive*. You should make a point to get to know your district executive personally. This person can be very helpful in showing you how to accomplish your troop program goals.

THE CHARTERED ORGANIZATION

Your troop is “owned” by a *chartered organization*, which receives a national charter yearly to use the Scouting program as a part of its youth work. These chartered organizations, which have goals compatible with those of the Boy Scouts of America, include religious, educational, civic, fraternal, business, labor, governmental bodies, and professional associations.

Each chartered organization using the Scouting program provides a meeting place, selects a Scoutmaster, appoints a troop committee of at least three adults, and chooses a chartered organization representative.

CHARTERED ORGANIZATION REPRESENTATIVE

Name _____

Address _____

Phone: (H) _____

(B) _____

Email _____



Duties:

- Be a member of the chartered organization.
- Serve as head of “Scouting department” in the organization.
- Secure a troop committee chair and encourage training.
- Maintain a close liaison with the troop committee chair.
- Help recruit other adult leaders.
- Serve as liaison between your troop and your organization.
- Assist with unit rechartering.
- Encourage service to the organization.
- Be an active and involved member of the district committee.
- Can multiple-register as a troop committee member.



As the troop committee works on behalf of the chartered organization, your troop must operate within the organization's policies, and guidelines, including all Youth Protection policies and guidelines. The chartered organization has the important responsibility of approving all adult leaders, and it must also operate within the policies and guidelines of the Boy Scouts of America.

The chartered organization representative is your liaison to the troop's operating organization.

As a member of the chartered organization, that person will guide you on that organization's policy. The representative will also know the most effective ways to get the organization's assistance and maintain a mutually satisfactory working relationship with the chartered organization.

In the chartered organization relationship, the Boy Scouts of America provides the program and support services, and the chartered organization provides the adult leadership and uses the program to accomplish its goals for youth. If there is any question, contact the council Scout executive.

The troop committee's primary responsibilities are supporting the Scoutmaster in delivering quality troop program, and handling troop administration. How to accomplish them will be explained in the remaining chapters of this guidebook.



The troop committee's primary responsibilities are supporting the Scoutmaster in delivering quality troop program and handling troop administration.



Chapter 3

CHAPTER 3



LET'S TAKE A LOOK AT HOW A TROOP FUNCTIONS.

In order to support the troop's operation, you will need to know its structure.

How Your Scout Troop Works

THE SCOUTMASTER

The Scoutmaster is the adult leader responsible for the image and program of the troop. The Scoutmaster and assistant Scoutmasters work directly with the Scouts. The importance of the Scoutmaster's role is reflected in the fact that the quality of guidance will affect every youth and adult involved in the troop.

The Scoutmaster can be male or female, but must be at least 21 years old. The Scoutmaster is selected and recruited by the troop committee and approved by the chartered organization representative.

The Scoutmaster's duties include:

GENERAL

- Train and guide youth leaders.
- Work with other responsible adults to bring Scouting to boys.
- Use the methods of Scouting to achieve the aims of Scouting.

MEETINGS

- Meet regularly with the patrol leaders' council for training and coordination in planning troop activities.
- Attend all troop meetings or, when necessary, arrange for a qualified adult substitute.
- Attend troop committee meetings.
- Conduct periodic parents' sessions to share the program and encourage parent participation and cooperation.
- Take part in annual membership inventory and uniform inspection, charter review meeting, and charter presentation.



GUIDANCE

- Conduct Scoutmaster conferences for all rank advancements.
- Provide a systematic recruitment plan for new members and see that they are promptly registered. (This is a direct responsibility of the assistant Scoutmaster for new Scouts.)
- Delegate responsibility to other adults and groups (assistants, troop committee) so that they have a real part in troop operations.
- Supervise troop elections for the Order of the Arrow.

ACTIVITIES

- Make it possible for each Scout to experience at least 10 days and nights of camping each year.
- Participate in council and district events.
- Build a strong program by using proven methods presented in Scouting literature.
- Conduct all activities under qualified leadership, safe conditions, and the policies of the chartered organization and the Boy Scouts of America.

As you can see, the Scoutmaster has many responsibilities.

ASSISTANT SCOUTMASTERS

To fulfill obligations to the troop, the Scoutmaster, with the assistance of the troop committee, recruits assistant Scoutmasters to help operate the troop. Each assistant Scoutmaster is assigned specific program duties and reports to the Scoutmaster. They also help provide the required two-deep leadership standards set by the Boy Scouts of America. An assistant Scoutmaster may be 18 years old, but at least one in each troop should be 21 or older, so he or she can serve in the Scoutmaster's absence.

Types of assistant Scoutmasters include:

- Assistant Scoutmaster—New-Scout patrol
- Assistant Scoutmaster—Venture patrol

A troop should recruit as many assistant Scoutmasters as possible. It has been found that many successful troops have three or more.

MEMBERSHIP

The flow of new Scouts is an essential element of a healthy Scout troop. Boys joining a troop bring fresh enthusiasm and energy to the entire program. Many troops assign an assistant Scoutmaster to be responsible for troop membership growth such as the Webelos-to-Scout transition plan, recruiting new Scouts, and troop rallies for new members.

Membership should be a shared concern of all adult leaders, but someone should have the specific responsibility of steady new boy recruitment. If there is no assistant Scoutmaster handling this important duty, a troop committee member should be responsible.





THE PATROL

helps its members develop a sense of pride and identity.

PATROLS

The Scout troop is made up of patrols. A patrol is a grouping of six to eight boys who work together. Each patrol elects its own youth leader, called a patrol leader.

The *new-Scout patrol* is composed of new members who have not entered the seventh grade.

The *experienced-Scout patrol* is for those boys who are age 12 and older.

Venture patrols are made up of boys who are age 13 and older who want more challenging high-adventure experiences.

THE PATROL METHOD

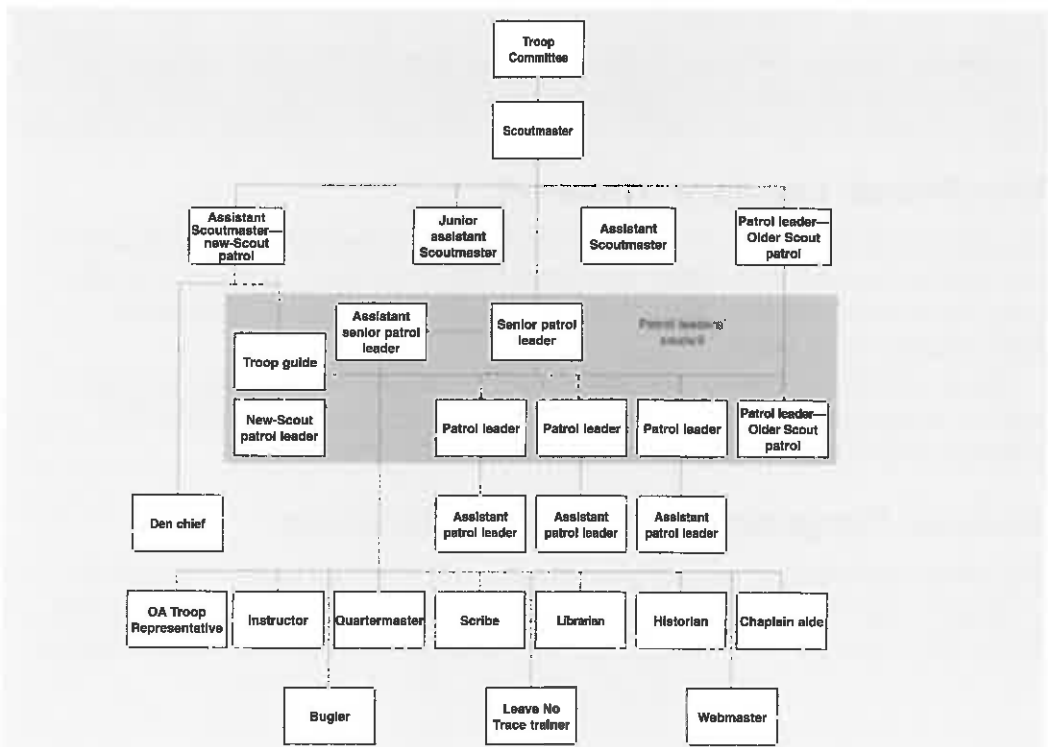
Within the larger community of the troop, the patrol is a Scout's *family circle*. The patrol, often made up of boys of similar ages and experience levels, helps its members develop a sense of pride and identity. The boys themselves elect a patrol leader, assign the tasks to be done, and share in the satisfaction of accepting and fulfilling group responsibilities.

The Troop's Youth Leaders

The troop is actually run by its youth leaders. With the guidance of the Scoutmaster and assistants, they plan the program, conduct troop meetings, and provide leadership among their peers.

YOUTH LEADER POSITIONS

- **Senior patrol leader**—top youth leader in the troop. He leads the patrol leaders' council and, in consultation with the Scoutmaster, appoints other youth leaders and assigns specific responsibilities as needed. The senior patrol leader is elected by troop members, usually for a six-month term.
- **Assistant senior patrol leader**—fills in for the senior patrol leader in his absence. He also is responsible for training and giving direction to the quartermaster, scribe, Order of the Arrow troop representative, historian, librarian, and instructors.



- **Historian**—collects and maintains troop memorabilia and information on former troop members.
- **Librarian**—keeps the troop's books, pamphlets, magazines, audiovisuals, and merit badge counselor list available for use by troop members.
- **Instructor**—teaches one or more advancement skills to troop members.
- **Chaplain aide**—assists in troop religious services and promotes religious emblems programs.
- **Junior assistant Scoutmaster**—a Scout 16 or older who supervises and supports other boy leaders as assigned.
- **Patrol leader**—gives leadership to members of his patrol and represents them on the patrol leaders' council.
- **Assistant patrol leader**—fills in for the patrol leader in his absence.
- **Order of the Arrow troop/team representative**—keeps the troop or team informed of all Order of the Arrow activities.
- **Troop guide**—adviser and guide to the new-Scout patrol.
- **Den chief**—works with a Cub Scout or Webelos Scout den as a guide.
- **Quartermaster**—responsible for troop supplies and equipment.
- **Scribe**—the troop secretary.
- **Bugler**—plays the bugle (or similar instrument) to mark key moments during troop outings.
- **Webmaster**—maintains the troop's website with attention to protecting the privacy of troop leaders and members.
- **Leave No Trace trainer**—educates troop members in the principles of Leave No Trace, outdoor ethics, and minimizing impacts when using the outdoors.



Annual program planning resources, including a video tutorial, are available online. See the appendix for more information.

The Patrol Leaders' Council

The patrol leaders' council, *not the adult leaders*, is responsible for planning and conducting the troop's activities. The patrol leaders' council is composed of the following voting members: senior patrol leader, assistant senior patrol leader, patrol leaders, troop guide.

At its monthly meetings, the patrol leaders' council organizes and assigns activity responsibilities for the weekly troop meetings. The troop committee interacts with the patrol leaders' council through the Scoutmaster.

Annual Program Planning Conference

The troop's activities are selected and planned at the annual program planning conference. Submit the troop's yearly plan to the troop committee for its support. At this time, the troop committee may make alternative suggestions for the patrol

leaders' council to consider. To avoid conflicts between troop plans and activities of the chartered organization, clear the program calendar in advance with the chartered organization representative. (See www.scouting.org/BoyScouts/ProgramPlanning.aspx for more details.)

Elements of a Good Annual Program Plan

Strong troops have a good annual program planned a year in advance that is shared with families in the form of a calendar. Sharing the annual program calendar that far in advance will help your troop attract more families and Scouts and will help keep them involved longer.

Here is how the annual program planning conference works. A month or two before the actual conference, the committee chair, Scoutmaster, and senior patrol leader perform the following steps.

Step 1—Gather the following key information:

- Key school dates, like holidays and exams
- Community event dates
- The chartered organization's key dates
- Personal dates that may affect the troop's activities, such as the Scoutmaster's anniversary cruise
- Key district and council dates
- Data collected from the Troop Resources Survey
- Last year's troop annual plan, if there is one
- Troop priorities and goals
- Scouts' advancement records
- General outline of next year's program

Step 2—Discuss this process with your senior patrol leader, your options for programs and activities, and your troop goals. Explain to him the importance of this process and his role in it. Share your draft outline for next year's program and ask for his input and thoughts. *Be flexible at this point.* Review this presentation so he will understand the agenda and work ahead.

Step 3—Have your senior patrol leader share the draft plan with patrol leaders, who then share it with Scouts to get their input and ideas. Patrol leaders then schedule a meeting to gather information and ideas from the Scouts. They should take good notes.

Step 4—Invite the following people to attend the conference to maximize the efficiency of your planning: your troop's youth leaders, troop committee members, and other adult troop leaders; the chartered organization representative; your unit commissioner (optional); and anyone else who might be helpful, such as other parents.

Following these steps will help ensure a productive and efficient program planning conference.



Chapter 4

CHAPTER 4



EACH MEMBER OF THE COMMITTEE SHOULD HAVE SPECIFIC RESPONSIBILITIES.

Some troops, especially new units, will not have enough members to fill every position.

You should review chapter 5, "Selecting and Recruiting Adult Leaders."

Troop Committee Organization and Responsibilities

The troop committee is the troop's board of directors and supports the troop program. But you ask, "What does the troop committee do?" The troop committee does the following:

- Ensures that quality adult leadership is recruited and trained. In case the Scoutmaster is absent, a qualified assistant Scoutmaster is assigned. If the Scoutmaster is unable to serve, a replacement is recruited.
- Ensures that all youth leadership is approved, registered, and trained and current in Youth Protection training).
- Ensures that all Youth Protection policies and guidelines are followed.
- Provides adequate meeting facilities.
- Advises the Scoutmaster on policies relating to Boy Scouting and the chartered organization.
- Supports leaders in carrying out the program.
- Is responsible for finances, adequate funds, and disbursements in line with the approved budget plan.
- Obtains, maintains, and properly cares for troop property.
- Ensures the troop has an outdoor program (minimum 10 days and nights per year).
- Serves on boards of review and courts of honor.
- Supports the Scoutmaster in working with individual boys and problems that may affect the overall troop program.
- Provides for the special needs and assistance some boys may require.
- Helps with the Friends of Scouting campaign.
- Assists the Scoutmaster with handling boy behavioral problems.

You can have a full committee with a reasonable amount of recruitment effort. The first five positions are essential for quality troop operation. Fill those positions first. There is no maximum limit to the number of troop committee members. The minimum number is three adults ages 21 or older.

For committees with more members than positions listed, assign each additional member to assist in one of the areas. The more support each position has, the better that area will function. Needless to say, there is a role for everyone the committee approves.

Troop Committee Challenge is an online training session that usually can be completed in an hour. It explains the various committee positions and duties in detail.

The Troop Committee's Responsibilities for Reporting of Child Abuse

There are two types of Youth Protection–related reporting:

- When you witness or suspect any child has been abused or neglected (See “Mandatory Reporting of Child Abuse” below.)
- When you witness a violation of the BSA’s Youth Protection policies (See “Reporting Violations of BSA Youth Protection Policies” below.)

Mandatory Reporting of Child Abuse

All persons involved in Scouting shall report to local authorities any good-faith suspicion or belief that any child is or has been physically or sexually abused, physically or emotionally neglected, exposed to any form of violence or threat, or exposed to any form of sexual exploitation, including the possession, manufacture, or distribution of child pornography, online solicitation, enticement, or showing of obscene material. **No person may abdicate this reporting responsibility to any other person.**

Steps to Reporting Child Abuse

1. Ensure the child is in a safe environment.
2. In cases of child abuse or medical emergencies, call 911 immediately. In addition, if the suspected abuse is in the Scout’s home or family, you are required to contact the local child abuse hotline number or child protective services.
3. Notify the Scout executive (or a designee during his or her absence).

Reporting Violations of BSA Youth Protection Policies

If you have reason to believe any of the BSA’s Youth Protection policies, including those described within Scouting’s Barriers to Abuse, have been violated, you must notify your local council Scout executive so he or she may take appropriate action for the safety of our Scouts.

CHAIR

Name: _____
Address: _____
Phone: (H) _____
(B) _____
Email: _____

**Duties:**

- Organize the committee to see that all functions are delegated, coordinated, and completed.
- Maintain a close relationship with the chartered organization representative and the Scoutmaster.
- Interpret national and local policies to the troop.
- Prepare troop committee meeting agendas.
- Call, preside over, and promote attendance at monthly troop committee meetings and any special meetings that may be called.
- Ensure troop representation at monthly roundtables.
- Secure top-notch, trained individuals for camp leadership.
- Arrange for charter review and recharter annually.
- Plan the charter presentation.

Internet Rechartering

The BSA wants to make the annual rechartering process as easy, convenient, and accurate as possible. Internet Rechartering allows units to renew their charter online. The unit needs to choose an individual to complete this process using an access code. The unit roster and other information can be input all at once or as time permits. Once all the necessary information has been entered, a Unit Charter Renewal Report Package is created. When you receive your renewal packet, look for the information on Internet Rechartering and follow the instructions. Since all BSA policies are enforced throughout the system, what you enter is certain to meet all the requirements.

SECRETARY

Name: _____

Address: _____

Phone: (H) _____

(B) _____

Email: _____

**Duties:**

- Keep minutes of meetings and send out committee meeting notices.
- Handle publicity.
- Prepare and share a family newsletter or Web page calender of troop events and activities.
- Conduct the Troop Resource Survey.
- Plan for family night programs and family activities.
- At each meeting, report the minutes of the previous meeting.

TREASURER (FINANCE/RECORDS)

Name: _____

Address: _____

Phone: (H) _____

(B) _____

Email: _____

**Duties:**

- Handle all troop funds. Pay bills on recommendation of the Scoutmaster and authorization of the troop committee.
- Maintain the troop's checking and savings accounts.
- Train and supervise the troop scribe in record keeping.
- Keep adequate records in the *Troop/Team Record Book*.
- Supervise money-earning projects, including obtaining proper authorizations.
- Supervise the camp savings plan.
- Lead in the preparation of the troop's annual program budget.
- Lead the Friends of Scouting campaign.
- Report to the troop committee at each meeting.

OUTDOOR/ACTIVITIES COORDINATOR

Name: _____
 Address: _____
 Phone: (H) _____
 (B) _____
 Email: _____

**Duties:**

- Help in securing permission to use camping sites.
- **Serve** as transportation coordinator.
- Ensure a monthly outdoor program.
- Promote the National Camping Award.
- Promote, through family meetings, attendance at troop campouts, campcrees, and summer camp to reach the goal of an outing per month.
- **Secure** a tour and activity plan for all troop activities.
- Report to the troop committee at each meeting.

ADVANCEMENT COORDINATOR

Name: _____
 Address: _____
 Phone: (H) _____
 (B) _____
 Email: _____

**Duties:**

- Encourage Scouts to advance in rank.
- Work with the troop scribe to maintain all Scout advancement records.
- Arrange quarterly troop boards of review and courts of honor.
- Develop and maintain a merit badge counselor list.
- Make a prompt report on the correct form to the council service center when a troop board of review is held. Secure badges and certificates.
- Work with the troop librarian to build and maintain a troop library of merit badge pamphlets and other advancement literature.
- Report to the troop committee at each meeting.

The Advantages of Internet Advancement

All units are encouraged to use Internet Advancement, which makes documenting and reporting advancement a simple, efficient, accurate, and prompt process. It is also compatible with commercially available unit-management software applications such as TroopMaster[®]. For more information about Internet Advancement, see section 6 in the *Guide to Advancement*, or go to <http://www.scouting.org/GuideToAdvancement/InternetAdvancement.aspx>.

CHAPLAIN

Name: _____

Address: _____

Phone: (H) _____

(B) _____

Email: _____



Duties:

- Provide a spiritual tone for troop meetings and activities.
- Give guidance to the chaplain aide.
- Promote regular participation of each member in the activities of the religious organization of his choice.
- Visit homes of Scouts in time of sickness or need.
- Give spiritual counseling service when needed or requested.
- Encourage Boy Scouts to earn their appropriate religious emblems.
- Report to the troop committee at each meeting.
- Plan Scout Sunday ceremony.

TRAINING COORDINATOR

Name: _____

Address: _____

Phone: (H) _____

(B) _____

Email: _____



Duties:

- Ensure troop leaders and committee members have opportunities for training.
- Maintain an inventory of up-to-date training materials, videos, and other training resources.

- Work with the district training team in scheduling Fast Start training for all new leaders.
- Be responsible for BSA Youth Protection training within the troop.
- Encourage periodic youth leader training within the troop and at the council and national levels.
- Report to the troop committee at each meeting.
- Be watchful that the troop is taking all steps to ensure the boys' safety.
- Coordinate with the council Youth Protection designee/chair or Scout executive to launch all Youth Protection initiatives (e.g., Cyber Chip).
- Communicate to parents the importance of becoming a registered member of the BSA, taking Youth Protection training, and understanding Youth Protection policies.
- Trumpet "Youth Protection Begins With You™" and the importance of parental involvement and participation in vigilance to help keep all youth safe from abuse and harm.

Benefits of BSA Membership

As part of its commitment to Scout-first safety, the Boy Scouts of America encourages all parents of Scouts to become registered members.

Any parent who becomes a registered member receives the added benefit of comfort that comes from knowing the application process for all adult members includes a criminal background check. If all parents in a unit are registered, each parent has the added security of knowing that the adults his or her child will encounter most often in Scouting have been similarly vetted and trained.

EQUIPMENT COORDINATOR

Name: _____
 Address: _____
 Phone: (H) _____
 (B) _____
 Email: _____



Duties:

- Supervise and help the troop procure camping equipment.
- Work with the quartermaster on inventory and proper storage and maintenance of all troop equipment.
- Make periodic safety checks on all troop camping gear, and encourage troops in the safe use of all outdoor equipment.
- Report to the troop committee at each meeting.

MEMBERSHIP COORDINATOR

Name: _____

Address: _____

Phone: (H) _____

(B) _____

Email: _____

**Duties:**

- Develop a plan for year-round membership flow into the troop.
- Work closely with the Cubmaster and Webelos den leader of neighboring Cub Scout packs to provide a smooth transition from pack to troop. Assist in developing and recruiting den chiefs, and assist in the graduation ceremony from Webelos Scouts to Boy Scouts.
- Plan and coordinate a troop open house to invite non-Scouts into the troop.
- Encourage Scouts to invite their friends to join the troop.
- Keep track of Scouts who drop out of the troop, and develop a plan to encourage them to rejoin.

NEW SCOUT PARENT UNIT COORDINATOR

Name: _____

Address: _____

Phone: (H) _____

(B) _____

Email: _____

**Duties:**

- Welcome all new Scout parents and provide them with information about the troop.
- Provide an orientation for new Scout parents about how the troop works.
- Assign parents to help with at least one specific task, assignment, or project annually.
- Keep parents updated on the troop's program and their son's involvement.
- Encourage parents to become registered members of the BSA and to take Youth Protection training.

Tenure

Like all positions in Scouting, troop committee members serve for a year at a time. At charter renewal time, a volunteer inventory should be conducted to identify leadership needs. The troop committee chair should fill each committee position. Every committee member should be asked to serve in a specific capacity. No one, including the troop committee chair, automatically retains the same position beyond the one-year life of the charter.

UNIT RELIGIOUS EMBLEMS COORDINATOR

Name: _____
 Address: _____
 Phone: (H) _____
 (B) _____
 Email: _____



Duties:

- Serve as a member of the unit committee.
- Acquaint all youth members with the BSA religious emblems program and the emblems available from their faith group, and encourage them to earn the religious emblem(s) of their faith.
- Provide Scout families and clergy with an orientation to the religious emblems program and encourage their involvement.
- Circulate information to the unit's Scouts and Scouters about any district or council religious emblems activities, retreats, camps, etc.
- Promote religious emblems usage much like the BSA promotes other youth advancement-related emblems.
- Coordinate the establishment of goals and track the number of religious emblems completed each year.
- Serve as the unit's liaison to the district religious emblems coordinator.

ORDER OF THE ARROW TROOP/TEAM REPRESENTATIVE ADVISOR

Name: _____
 Address: _____
 Phone: (H) _____
 (B) _____
 Email: _____



Duties:

- Assists the OA troop/team representative so that he might succeed in his role as the communication and programmatic link between the unit and the lodge or chapter.
- Ensures the Order of the Arrow ideals and activities are part of the unit's program.
- Sets a good example and enhances the image of the Order as a service arm to the unit.
- Supports the youth, helping him to fully understand the needs of the unit and the elements of the lodge and chapter structure that are responsible for support to the unit.
- Promotes the incorporation of OA ideals into the advancement program of the unit, in unit leader conferences, boards of review, and courts of honor.
- Promotes recognition of members who have completed their Ordeal, achieved Brotherhood, or been inducted into Vigil Honor membership within the unit.
- Helps explain and promote the value and benefits of Order of the Arrow elections, induction, and membership to youth members, parents, and adults in the troop/team as a significant component of the Scouting experience.
- Attends lodge and chapter meetings with the youth he or she advises.
- Ensures that the youth representative has the necessary transportation to get to and from Order of the Arrow activities.
- Helps the lodge, chapter, and extended Elangomat (friend) in ensuring that messages and documents regarding the achievement of Brotherhood reach Ordeal members in the troop/team, and works with the OA youth representative to add their impact.
- Participates actively in the troop/team calendar planning process to help minimize overlap between full chapter or lodge events and troop/team program.
- Assists the OA youth representative in providing feedback to the lodge or chapter the reaction of the unit and its OA members to the success of the OA programs which affect the unit, including Ordeals, unit elections, callouts, camp promotions visits, meetings, and service projects.
- Sets a good example and lives by the Scout Oath, Scout Law and OA Obligation.
- Enthusiastically wears the Scout/Varsity Scout uniform correctly.
- Shows Scout spirit.

Qualifications of the Order of the Arrow Troop/Team Representative Advisor

This individual can be an assistant Scoutmaster or assistant Coach at least 21 years old and an Order of the Arrow member in good standing who is appointed by the Scoutmaster or Coach with the unit committee chairman's approval. This advisor reports to the Scoutmaster or Coach and works with the chapter or lodge leader to coordinate the efforts of Order of the Arrow troop/team representatives.



Chapter 5



**THE SINGLE MOST
IMPORTANT
RESPONSIBILITY
OF THE TROOP
COMMITTEE IS
RECRUITING
ADULT LEADERS
AND VOLUNTEERS.**

The quality of your troop's program will be in direct proportion to the quality and number of adult volunteers recruited. Let's review the recommended methods to accomplish that task.

Selecting and Recruiting Adult Leaders

SCOUTMASTER

A key function of your troop committee is assisting in the selection of the best possible person to be your Scoutmaster. Your Scoutmaster will be a role model for the boys and will reflect the character of the chartered organization. The Scoutmaster must be the kind of person you would want your own sons to be influenced by and whose judgment will always be in their best interest.

The troop committee has the responsibility to make leadership changes when it is in the best interest of the troop. Leadership changes are best done at the time of the troop recharter. They should be handled diplomatically with thanks and gratitude expressed to the leaders for their service.

To find the right person, it is strongly recommended that you use the following steps.

STEP 1

The head of the chartered organization, or the chartered organization representative should be briefed by a representative from the local council who can provide recruiting techniques, and other support materials such as the brochure *Selecting Quality Leaders for Boy Scouts*, No. 523-981.

STEP 2

Meet with the other troop committee members to develop a prospect list, and follow these steps:

- a. Develop a list of prospects. Be prepared by obtaining lists of the chartered organization membership and parent rosters. Choose prospects who live up to the values of the Scout Oath and Scout Law in their daily lives. Do not make assumptions about whether or not prospects will accept or have the time to take on the position. Give them the opportunity to make their own decision.

What are the personal characteristics of a successful Scoutmaster? These 10 characteristics have been found:

- Commitment to the ideals of Scouting
 - High moral standards
 - Ability to relate to boys
 - Ability to keep a “cool head” under pressure
 - Good organizational skills
 - Ability to relate to and interact with adults
 - Flexibility and the ability to compromise
 - Good planning ability
 - High energy level
 - Good attention to detail
- b. Rank the prospects. The committee should agree on and rank the top three prospects, in preferential order.
 - c. Clear the list of prospects with the head of the chartered organization before making any contact.
 - d. Select at least three people from the committee to call on the number one prospect. These persons should know the prospect quite well and have influence in the prospect’s decision.

STEP 3

Make an appointment with the number one prospect. This should be done by the person who knows the prospect best and has this person’s respect. It can usually be done on the phone. Set a date and time to meet, preferably at the prospect’s home. You will want to involve this person’s spouse since it will affect the prospect’s time at home. If the prospect questions the purpose of the meeting, frankly state that it is to discuss a matter important to the youth of the community. Confirm the date and time with the other members who will be making the visit.

STEP 4

Call on the prospect as a group. Gather at a convenient place and arrive at the prospect’s home as a group. Review the steps that have been taken, explain how the qualifications were reviewed, and let the prospect know that he or she was considered by all to be the number one prospect for the position.

Give the prospect a true and realistic picture of the position: time demands, adult leadership support, special problems the troop is facing, and other relevant information. After all questions have been answered, a member of the committee extends the invitation to serve the organization as its Scoutmaster (subject to approval) and pledges the organization’s full support.

If for some reason the prospect is unable to accept the position, you should repeat the process with the number two prospect (who now becomes number one).

It is the responsibility of the committee to review and screen the application.

STEP 5

Give the prospect an application to join the Boy Scouts of America. Advise him or her that Youth Protection training is mandatory. Explain how the training can be taken online at www.MyScouting.org or through the local council. For more information, see the back of the BSA adult membership application, No. 524-501.

REFERENCE CHECK**GUIDELINES**

Here are some tips to use when checking personal references for Scoutmaster, assistant Scoutmaster, Varsity Scout Coach, and assistant Varsity Scout Coach:

- ✓ Introduce yourself and explain the purpose of the contact.
- ✓ Ask how long the reference has known the applicant and what is the nature of their relationship.
- ✓ Ask about the applicant's positive attributes—why would the individual make a good Scout leader?
- ✓ Ask the reference to describe personal observations of the applicant interacting with children.
- ✓ Ask if the applicant has any qualities relating to the welfare of children about which the committee should be concerned.

References should be checked in a discrete, nonthreatening manner, and previous Scouting experience should be confirmed.

After committee approval, the chartered organization conducts a reference check. The application is signed by the chartered organization head or the chartered organization representative and is submitted to the local council. All leaders registered with the Boy Scouts of America must meet its standards for leadership.

STEP 6

Once the prospect has accepted the position and has been approved as a leader, the head of the chartered organization should personally welcome the new leader. An announcement should be placed in the local newspaper and the chartered organization's publication, if applicable. A formal induction ceremony should take place as soon as possible at a meeting of the chartered organization.

STEP 7

A representative from the local council will contact the new leader to schedule This Is Scouting and Fast Start training. Remind the new leader that Youth Protection training must be taken every two years. Attendance at the next roundtable is encouraged as well as participation in Scoutmaster and Assistant Scoutmaster Leader Specific Training (or Varsity Coach Leader Specific Training).

ASSISTANT SCOUTMASTERS

The same standards used to determine the best prospect for Scoutmaster should also be used to qualify assistant Scoutmasters. The majority of successful troops have three or more assistant Scoutmasters. This is not an unrealistic goal. The guide *Selecting Quality Leaders for Boy Scouts*, No. 523-981, can help you through the selection process.

RECRUITING COMMITTEE MEMBERS

Experience has shown that troops with committees of seven or more members work more effectively and provide better troop program support. The minimum number of committee members required is three adults ages 21 or older. If the committee is well run and active, you should have little difficulty getting others to join. But again, be sure that each member has a meaningful responsibility and is kept actively involved.

As with securing a Scoutmaster, to get qualified adults involved with your troop, you must first identify good people, select and rank the top prospects, and then use all available influence to recruit them.

Where do you find new committee members? The best source is parents of troop members. Parents have a natural interest in their sons having a successful Scouting experience. They are also an excellent resource for troop program assistance. The Troop Resource Survey should be completed by every troop member's parents. This task is the responsibility of the assistant Scoutmaster of the new-Scout patrol.

The survey will inform the committee what professions, special interests, skills, and resources are available to your troop. For example, a parent who works at a printing shop could help the troop scribe produce a first-rate troop newsletter. Another parent might be a banker. Obviously, this person would likely be considered for the position of committee treasurer. But their hobbies may be cycling and fishing. If asked, they may well be more than willing to work with the boys in either of these activities.

The troop committee secretary should have a copy of every Troop Resource Survey conducted by the assistant Scoutmaster for new Scouts or by other committee members. At the monthly committee meeting, the Scoutmaster should be consulted as to what adult help and talents are needed for the coming month's program. A careful review of the collected resource surveys should begin the committee's search.

Not every parent will be able to serve on the troop committee or make a similar long-term commitment, but every parent should have the responsibility to perform a short-term task sometime during the year. Baking cookies for a bake sale, providing transportation to campouts, giving skill demonstrations at troop meetings, and accompanying the troop on a hike are all examples of help that is expected of troop members' parents. Let the parents know that the troop will call on them occasionally for help. Keep parents involved!

Troop committee members should also use the Troop Resource Survey with interested members of the chartered organization, personal friends, Eagle Scouts, and Scouting supporters in your community. Once your resources are identified, don't hesitate to use them.

- Are there any reasons the reference could explain that the applicant should be denied membership in the Boy Scouts of America?
- Ask if the reference would feel comfortable having his or her own child supervised by the applicant.

TROOP RESOURCE SURVEY

Boy Scouting is for adults as well as boys. We invite you to share your skills and interests so the best possible program can be developed for the Boy Scouts in this troop. In making this survey, the committee wishes to find ways you can enjoy using your talents to help our Scouts. Your cooperation is greatly appreciated.

Welcome to the Scout family of Troop No. _____ in the _____ Council.

Please return this survey to _____

Are you currently registered with the Boy Scouts of America? Yes No

(Please print.)

Name _____ Phone _____

Street address _____ Email _____

City _____ State _____ Zip _____

Home phone _____ Mobile phone _____

Business phone _____ Email address _____

1. What is your favorite hobby? _____ Occupation _____

2. In what sports do you take an active part? _____

3. Would you be willing to assist the troop leaders and committee members occasionally? _____

4. Please check the areas in which you would be willing to help:

General Activities

- Campouts
- Hikes
- Outdoor activities
- Troop meetings
- Swimming supervision
- Accounting
- Web management/design
- Drawing/art
- Transportation of Scouts
- Transportation of equipment
- Other _____ (please print)

Special Program Assistance

- I can participate in boards of review.
- I have a minivan or _____ truck.
- I have a workshop.
- I have family camping gear.
- I have access to camping property.
- I can make contacts for special trips and activities.
- I can help with troop equipment.
- Other _____ (please print)

iii. Please check any Scouting skills you would be willing to teach:

- Ropework (knots and lashings)
- Outdoor cooking
- First aid
- Star study
- Map, compass, and GPS use
- Conservation
- Aquatics
- Knife and ax handling
- Citizenship
- Camping

Check the merit badges on the other side of this sheet that you are willing to help Boy Scouts earn.



MERIT BADGES


Check the merit badges that you can help Boy Scouts earn.

- | | | | |
|---|--|--|---|
| <input type="checkbox"/> American Heritage | <input type="checkbox"/> Cycling | <input type="checkbox"/> Journalism | <input type="checkbox"/> Rowing |
| <input type="checkbox"/> American Sign Language | <input type="checkbox"/> Dentistry | <input type="checkbox"/> Landscape Architecture | <input type="checkbox"/> Safety |
| <input type="checkbox"/> American Labor | <input type="checkbox"/> Distinguished Achievement | <input type="checkbox"/> Law | <input type="checkbox"/> Submersibility |
| <input type="checkbox"/> Animal Science | <input type="checkbox"/> Dog Care | <input type="checkbox"/> Leatherwork | <input type="checkbox"/> Leadership |
| <input type="checkbox"/> Archaeology | <input type="checkbox"/> Drafting | <input type="checkbox"/> Locksmithing | <input type="checkbox"/> Scouting Heritage |
| <input type="checkbox"/> Art | <input type="checkbox"/> Electronics | <input type="checkbox"/> Mammal Study | <input type="checkbox"/> Scout Obedience |
| <input type="checkbox"/> Architecture | <input type="checkbox"/> Emergency Preparedness | <input type="checkbox"/> MacGyver | <input type="checkbox"/> Sculpture |
| <input type="checkbox"/> Art | <input type="checkbox"/> Energy | <input type="checkbox"/> Metalwork | <input type="checkbox"/> Shotgun Shooting |
| <input type="checkbox"/> Astronomy | <input type="checkbox"/> Engineering | <input type="checkbox"/> Model Design and Building | <input type="checkbox"/> Trailing |
| <input type="checkbox"/> Athletics | <input type="checkbox"/> Environmental Science | <input type="checkbox"/> Model Boating | <input type="checkbox"/> Small-Boat Sailing |
| <input type="checkbox"/> Automotive Maintenance | <input type="checkbox"/> Family Life | <input type="checkbox"/> Music | <input type="checkbox"/> Snow Sports |
| <input type="checkbox"/> Aviation | <input type="checkbox"/> Farm Mechanics | <input type="checkbox"/> Nature | <input type="checkbox"/> Fall and Winter Camouflage |
| <input type="checkbox"/> Backpacking | <input type="checkbox"/> First Aid | <input type="checkbox"/> Nuclear Science | <input type="checkbox"/> Space Exploration |
| <input type="checkbox"/> Bird Study | <input type="checkbox"/> First Aid | <input type="checkbox"/> Oceanography | <input type="checkbox"/> Sports |
| <input type="checkbox"/> Boating | <input type="checkbox"/> First Aid | <input type="checkbox"/> Orienteering | <input type="checkbox"/> Stamp Collecting |
| <input type="checkbox"/> Camping | <input type="checkbox"/> First Aid | <input type="checkbox"/> Painting | <input type="checkbox"/> Surveying |
| <input type="checkbox"/> Canoeing | <input type="checkbox"/> First Aid | <input type="checkbox"/> Personal Fitness | <input type="checkbox"/> Swimming |
| <input type="checkbox"/> Chemistry | <input type="checkbox"/> First Aid | <input type="checkbox"/> Personal Management | <input type="checkbox"/> Tackle |
| <input type="checkbox"/> Citizenship | <input type="checkbox"/> First Aid | <input type="checkbox"/> Public Health | <input type="checkbox"/> Theater |
| <input type="checkbox"/> Citizenship in the World | <input type="checkbox"/> First Aid | <input type="checkbox"/> Public Speaking | <input type="checkbox"/> Traffic Safety |
| <input type="checkbox"/> Citizenship in the World | <input type="checkbox"/> First Aid | <input type="checkbox"/> Public Speaking | <input type="checkbox"/> Trail Transportation |
| <input type="checkbox"/> Citizenship in the World | <input type="checkbox"/> First Aid | <input type="checkbox"/> Public Speaking | <input type="checkbox"/> Veterinary Medicine |
| <input type="checkbox"/> Citizenship in the World | <input type="checkbox"/> First Aid | <input type="checkbox"/> Public Speaking | <input type="checkbox"/> Water Sports |
| <input type="checkbox"/> Citizenship in the World | <input type="checkbox"/> First Aid | <input type="checkbox"/> Public Speaking | <input type="checkbox"/> Weather |
| <input type="checkbox"/> Citizenship in the World | <input type="checkbox"/> First Aid | <input type="checkbox"/> Public Speaking | <input type="checkbox"/> Welding |
| <input type="checkbox"/> Citizenship in the World | <input type="checkbox"/> First Aid | <input type="checkbox"/> Public Speaking | <input type="checkbox"/> Whitewater Survival |
| <input type="checkbox"/> Citizenship in the World | <input type="checkbox"/> First Aid | <input type="checkbox"/> Public Speaking | <input type="checkbox"/> Wood Carving |
| <input type="checkbox"/> Citizenship in the World | <input type="checkbox"/> First Aid | <input type="checkbox"/> Public Speaking | <input type="checkbox"/> Woodwork |
| <input type="checkbox"/> Citizenship in the World | <input type="checkbox"/> First Aid | <input type="checkbox"/> Public Speaking | <input type="checkbox"/> Woodwork |
| <input type="checkbox"/> Citizenship in the World | <input type="checkbox"/> First Aid | <input type="checkbox"/> Public Speaking | <input type="checkbox"/> Woodwork |

Other skills and activities I could assist in for the older-Scout program:

- | | | | |
|---|---------------------------------------|-----------------------------------|---|
| <input type="checkbox"/> Backpacking | <input type="checkbox"/> Fly-tying | <input type="checkbox"/> Haggling | <input type="checkbox"/> Survival |
| <input type="checkbox"/> Beekeeping | <input type="checkbox"/> Golf | <input type="checkbox"/> Haggling | <input type="checkbox"/> Swimming |
| <input type="checkbox"/> Bowling | <input type="checkbox"/> Hobbies | <input type="checkbox"/> Haggling | <input type="checkbox"/> Tennis |
| <input type="checkbox"/> Bunking | <input type="checkbox"/> Kayaking | <input type="checkbox"/> Haggling | <input type="checkbox"/> Wilderness Photography |
| <input type="checkbox"/> Citizenship in the World | <input type="checkbox"/> Marksmanship | <input type="checkbox"/> Haggling | <input type="checkbox"/> Snow-plate softball |
| <input type="checkbox"/> Cycling | <input type="checkbox"/> Mountain Men | <input type="checkbox"/> Haggling | <input type="checkbox"/> Snow camping |
| <input type="checkbox"/> Downhill Skiing | <input type="checkbox"/> Orienteering | <input type="checkbox"/> Haggling | <input type="checkbox"/> Snowshoeing |
| <input type="checkbox"/> Fishing | <input type="checkbox"/> Rafting | <input type="checkbox"/> Haggling | <input type="checkbox"/> Survival |
| | | <input type="checkbox"/> Haggling | <input type="checkbox"/> Wilderness Survival |
| | | <input type="checkbox"/> Haggling | <input type="checkbox"/> Wood Carving |
| | | <input type="checkbox"/> Haggling | <input type="checkbox"/> Woodwork |





Chapter 6



**SCOUTMASTER
AND COMMITTEE
TREASURER
SHOULD START
THE PREPARATION
OF THE ANNUAL
BUDGET.**

The *Unit Budget Plan* and the *Troop/Team Record Book* are useful guides. Other resources for unit program planning can be found at <http://www.scouting.org/BoyScouts/ProgramPlanning.aspx>.

Troop Finances

Proper management of the troop's finances will allow your troop to achieve its program goals. The recording, disbursing, and budgeting of troop funds, along with unit money-earning project assistance, is the responsibility of the troop committee and its treasurer.

TROOP BANK ACCOUNT

Every troop should have a checking account at a local bank that requires two signatures on each check; those of the committee treasurer and Scoutmaster is recommended. Troop funds need to be recorded and deposited weekly into the troop's checking account. The *Troop/Team Record Book*, No. 34508, is an indispensable tool for this purpose. Disbursements from the checking account are made on the recommendation of the Scoutmaster with authorization of your troop committee.

PETTY CASH FUND

Occasionally in the course of troop activities, the Scoutmaster will need unplanned miscellaneous articles. The committee needs to establish a petty cash fund for this purpose. When most of this fund has been paid out, the Scoutmaster accounts for it with the receipts for purchases and secures a new advance from the treasurer.

THE ANNUAL BUDGET

The troop budget is a plan for receiving and spending troop funds.



Immediately after approval of the troop's annual program plan, the Scoutmaster and committee treasurer should start the preparation of the annual budget. The *Unit Budget Plan* and the *Troop/Team Record Book* are useful guides.

Troop expenses will include:

- Membership registration fees
- *Boys' Life* subscriptions
- Unit accident insurance
- Advancement and rank badges
- Literature for the troop library and record keeping
- Unit charter fee (which goes to the general liability insurance program)
- Reserve fund (for unexpected expenses)
- Program materials (including unit flags, new camping gear, and program supplies)
- Activities funds for summer camps and high-adventure trips (usually paid by the participating boy and his parents or raised through special troop money-earning projects)

SOURCES OF INCOME

When the cost estimates for expenses have been calculated, the next step is to identify sources of income. These include:

- **Dues.** Dues are usually paid weekly or monthly by troop members. Although in some troops the boys pay a yearly fee, this method is not recommended because it doesn't help the Scout learn how to budget. In most such instances, the boy's family pays the fee, so the boy will not learn how to pay his own way, and the fee could prohibit many potential Scouts from joining the troop for economic reasons.
- **Troop money-earning projects.** The remainder of the anticipated expenses not covered by dues and surpluses from the previous year must be raised through troop money-earning projects.

TROOP MONEY-EARNING PROJECTS

These projects can be large or small, depending on the amount of money that is needed. Some suggestions are:

- Troop-sponsored dinners
- Collecting aluminum cans for recycling
- Car washes
- Lawn care service
- Council-sponsored fundraisers (popcorn sales, Scouting show tickets, etc.)
- Bake sales
- Product sales (ink pens, candy, greeting cards, etc.)

Project selection should begin with the patrol leaders' council and the Scoutmaster. They will bring their ideas to the troop committee.



**ONCE YOUR
MONEY-EARNING
PROJECT HAS
BEEN REVIEWED**

for conformity to Boy Scouts of America standards and approved by the troop committee and the chartered organization, the Unit Money-Earning Application must be submitted to your local council for approval. This step is to make certain that the project conforms to Boy Scouts of America policy.

Here are some guidelines to help you determine whether your project conforms to Scouting standards.

1. Have your troop committee, chartered organization, and local council approved your project, including the dates and methods?
2. Do your plan and its projected dates avoid competition with money-raising programs and policies of your chartered organization, local council, community chest, and United Way?
3. Is your plan in harmony with local ordinances, free from any stigma of gambling, and consistent with the ideals and the purposes of the Boy Scouts of America?
4. If a commercial product is to be sold, will it be sold on its own merits and without reference to the needs of Scouting either directly (during sales presentation) or indirectly?
5. If tickets are sold for any function other than a Scouting event, will they be sold by your Scouts as individuals without depending on the goodwill of Scouting to make the sale possible?
6. When sales are confined to parents and friends, will they get their money's worth from any product they purchase, function they attend, or services they receive from your unit?
7. If a project is planned for a particular area, do you respect the rights of other Scouting units in the same neighborhood?
8. Is it reasonably certain that people who need work or business will not lose it as a result of your troop's plan?
9. Will your plan protect the name and goodwill of the Boy Scouts of America and prevent it from being capitalized on by promoters of shows, benefits, or sales campaigns?
10. If any contracts are signed by your troop, will they be signed by an individual without reference to the Boy Scouts of America and in no way appear to bind the local council or the Boy Scouts of America to any agreement of financial responsibility?

CAMP SAVINGS PLAN

Local councils use every opportunity and means available to keep summer camp cost to a minimum. But despite their best efforts, many boys and their families will have difficulty paying the average camp fee at one time. The Boy Scouts of America has devised a systematic savings plan that will allow most boys to have their camp fee paid when it is due.

By depositing money weekly or monthly toward the camp fee, the majority of the fee will be paid by camp time.

FRIENDS OF SCOUTING

The local council provides many services to make the Scouting program possible for your troop. These services include program, support materials, training, advancement program, activities, camping facilities, high-adventure opportunities, and personnel readily available to assist in making possible a better program for your troop.

Friends of Scouting, or FOS (called Sustaining Membership Enrollment, or SME, in some councils), is a primary source of operating income for the council. Friends are those individuals with an interest in the Boy Scouts of America and a desire to support the program financially. When properly informed and given the opportunity, many families of youth members wish to become Friends of Scouting.

BOY SCOUTS OF AMERICA DATE _____

Received in council service center _____
(Date)

UNIT MONEY-EARNING APPLICATION

Applications are not required for council-coordinated money-earning projects such as popcorn sales or Scout show ticket sales.

(Local council stamp)

Please submit this application to your council service center at least two weeks prior to committing to your money-earning project. Read the eight guidelines on the other side of this form. They will assist you in answering the questions below.

- Pack
- Troop No. _____ Chartered Organization _____
- Team
- Crew

Community _____ District _____

Submits the following plans for its money-earning project and requests permission to carry them out.

What is your unit's money-earning plan? _____

About how much does your unit expect to earn from this project? _____ How will this money be used? _____

Does your chartered organization give full approval for this plan? _____

What are the proposed dates? _____

Are tickets or a product to be sold? Please specify. _____

Will your members be in uniform while carrying out this project? (See items 3-6 on other side.) _____

Have you checked with neighboring units to avoid any overlapping of territory while working? _____

Is your product or service in direct conflict with that offered by local merchants? _____

Are any contracts to be signed? _____ If so, by whom? _____

Give details. _____

Is your unit on the budget plan? _____ How much are the dues? _____

Does your unit participate in the council product sale? Yes No Family Friends of Scouting? Yes No

How much does your unit have in its treasury? _____

Signed _____
(Chartered Organization Representative)

Signed _____
(Unit Leader)

Signed _____
(Chairman, Unit Committee)

(Address of Chairman)

FOR USE OF DISTRICT OR COUNCIL FINANCE COMMITTEE: Telephone _____

Approved by _____ Date _____

Approved subject to the following conditions _____



Chapter 7



ADVANCEMENT IS THE PROCESS

by which youth members
progress through ranks
in the Scouting program
by the gradual mastery of
Scouting skills.

Advancement

Ranks are simply a means to an end, not an end in themselves. Everything Scouts do to advance and earn these ranks, from the day they join until they leave the program, should be designed to help them have an exciting and meaningful experience. This means providing your Scouts with a stimulating and active troop program!

Education and fun are functions of Scouting, and they are the basis of the advancement program. In the Scouting program, recognition is gained through leadership in the unit; attending and participating in the activities; living the ideals of Scouting; and developing a proficiency in outdoor living and useful skills.

No council, district, troop, or individual has the authority to add or subtract from any advancement requirement. The advancement requirements have been carefully developed to achieve the aims of Boy Scouting. To alter the requirements would defeat that purpose and would also be unfair to the Scout.

Boy Scout advancement is a four-step process:

1. **The Boy Scout learns.** A Scout learns by doing. As he learns, he grows in ability to do his part as a member of the patrol and the troop. As he develops knowledge and skill, he is asked to teach others. In this way, he begins to develop leadership.
2. **The Boy Scout is tested.** A Scout may be tested on requirements by his patrol leader, Scoutmaster, assistant Scoutmaster, a troop committee member, or a member of his troop. The Scoutmaster maintains a list of those qualified to give tests and to pass candidates.
3. **The Boy Scout is reviewed.** After a Scout has completed all requirements for a rank, he has a board of review. For Tenderfoot, Second Class, First Class,



Star, Life, and Eagle Palms, the review is conducted by members of the troop committee. The Eagle board of review is conducted in accordance with local council procedures.

4. **The Boy Scout is recognized.** When the board of review has certified a boy's advancement, he deserves to receive recognition as soon as possible. This should be done at a ceremony at the next troop meeting. The certificate for his new rank may be presented later at a formal court of honor.

The committee member responsible for advancement must become familiar with the booklet *Guide to Advancement*; and the booklet *Boy Scout Requirements*. These resources are indispensable tools to use in your troop's advancement program.

Any registered Boy Scout may earn merit badges, badges of rank, and Eagle Palms until his 18th birthday. A Scout with a disability may work toward rank advancement after he is 18 years old (review "Advancement for Members With Special Needs" in the *Guide to Advancement*).

If a Scout foresees that he will be unable to complete the requirements for the Eagle rank prior to his 18th birthday, a petition may be filed in writing with the national Boy Scout Committee through the local council for special permission to continue to work toward the award after reaching age 18. The petition must show good and sufficient evidence and detail extenuating circumstances. Extenuating circumstances are defined as conditions or situations that are totally beyond the control of the Scout.

If circumstances should also prevent a Scout from requesting the extension before he is 18, it is still permissible to ask for the extension, detailing the circumstances that prevented him from completing the requirements and from requesting the extension before age 18. A limited extension may be granted by the national Advancement Team.

THE SCOUTMASTER CONFERENCE

You will notice that participation in a Scoutmaster conference is a requirement for every rank. The purpose of the conference is to ensure that the Scout is ready for his board of review. An increasing level of trust between the Scoutmaster and each Scout develops during these conferences. In time, the Scoutmaster is allowed by the Scout to become a positive guide and influence in his life. The conference is also an opportunity for the Scoutmaster to review the Scout's personal growth and set goals for further advancement.

THE MERIT BADGE PROGRAM

The ranks of Star, Life, and Eagle require that a Scout earn a certain number of merit badges. Merit badges are awarded to Scouts for fulfilling requirements in specific fields of interest. The subjects range from American Business to Woodwork and cover areas such as hobbies, careers, sports, science, and Scouting skills. In all, there are more than 100 merit badges. (See *Boy Scout Requirements*.)

A Scout, along with a buddy, works closely with a council-approved merit badge counselor to complete the requirements for the merit badge. Each counselor must be a registered adult member of the Boy Scouts of America and an expert in the chosen subject. When a boy feels that he is ready to earn a merit badge, the Scoutmaster will give him the name and telephone number of an approved counselor from the merit badge counselor list, usually provided by the local council or district. Because the Boy Scouts of America does not permit a youth member to work alone with an adult, each Scout must have a "buddy" to accompany him.



(See *Boy Scout Requirements*.)

If an approved list is not provided, or if the Scoutmaster feels that some of the popular merit badges need additional counselors, the troop committee advancement coordinator has the primary responsibility for developing the troop's own counselor list. Troop merit badge counselors must meet the same qualifications as persons serving district- and councilwide, and they must be approved by the district or council.

The requirements for merit badge counselors are:

1. Be 18 years of age or older and of good character.
2. Be recognized as having sufficient skills and education in the subjects for which they are to serve as merit badge counselors.
3. Be registered as adult members of the Boy Scouts of America.

Potential sources for counselors are parents (review your Troop Resource Survey), former Scouts, committee members, local schoolteachers, government agencies, labor unions, special-interest clubs, technical and industrial organizations, and serious hobbyists. A useful tool is the *Work Sheet for Building a Merit Badge Counselor List*. Other tools include:

- *Merit Badge Counselor Orientation*. A practical training aid for adult leaders.
- *Merit Badge Counselor Information*. Qualifications and background information for counselors.
- *A Guide for Merit Badge Counseling*. Information to help merit badge counselors understand their role.

SERVICE PROJECTS

To help foster a sense of personal responsibility and citizenship, Scouts are required to participate in a service project approved by their Scoutmaster for the ranks of Second Class, Star, Life, and Eagle.

The time of service must be a minimum of one hour for Second Class and six hours for Star and Life ranks. This may be done as an individual project or as a member of a patrol or troop project. Star and Life service projects may be approved for Scouts assisting on Eagle service projects. The Scoutmaster approves the project before it is started.

Eagle Scout. For the Eagle service project, a boy must plan, develop, and give leadership to others in a service project for any religious institution, school, or his community while he is a Life Scout.

The Eagle service project provides the opportunity for the Eagle Scout candidate to demonstrate the leadership skills he has learned in Scouting. He does the project outside the sphere of Scouting.

Before any Eagle service project is begun, it must be approved by the district or council advancement chair and the recipient of the project.

BOARDS OF REVIEW (EXCEPT FOR EAGLE SCOUT)

When a Scout has completed all the requirements for a rank, he appears before a board of review composed of at least three and not more than six committee members.

The review has three purposes:

1. To make sure that the work has been learned and completed.
2. To find out what kind of experience the Scout is having in his patrol and troop.
3. To encourage the Scout to progress further.

The board of review is **not a time to retest the Scout**, but to determine the Scout's attitude and his acceptance of Scouting ideals. It is also important to review those Scouts who are not advancing. The guidance and care shown could motivate these Scouts to further achievement.

The review should be conducted at a convenient time and location, such as a troop meeting, summer camp, or the home of a member of the troop committee. Scoutmasters and assistant Scoutmasters do not participate in the board of review.

The board of review members should feel free to refer to the *Boy Scout Handbook*, *Scoutmaster Handbook*, or any other references during the review.

Because many boys are ill at ease when talking to adults, it is important that the board of review be held in a relaxed atmosphere. A certain amount of formality and meaningful questioning should be used during the review. Use questions that require a narrative answer.

Examples of the kinds of questions that might be asked are:

- What do you like most in troop outdoor activities?
- What new things did you do/learn on your latest campout/service project/troop meeting?
- What did you learn/feel in giving service to others?
- Why is being a Boy Scout important to you?
- What are your goals in Scouting?
- How will fulfilling requirement number _____ help you?

These types of questions will help the Scout to see the value and practical application of his efforts.

At the conclusion of the review, the board should know whether a Scout is qualified for the rank or Palm. The Scout is asked to leave the room while the board members discuss his achievements. The decision of the board of review is arrived at through discussion and must be unanimous. If members are satisfied that the Scout is ready to advance, he is called in, congratulated, notified as to when he will receive his recognition, and encouraged to continue his advancement or earn the next Palm.

Scouts who are not advancing should also come before the board of review. The board should show interest in each Scout's rank progress. Ask the kind of questions that may reveal why a Scout has not been advancing:

- Do you enjoy the outings/troop meetings?
- Which of the requirements are most difficult for you?
- Do you find that school activities are taking more of your time? Which ones?

Let the Scout know that he has the support of the board of review members and that there is no doubt that he can achieve the next rank. The board's concern and supportive manner will both help the Scout's confidence and impress upon him the importance of advancement in his Scouting experience.

At the conclusion of every board of review, it is the committee's responsibility to prepare and turn in to the local council office a copy of the *Advancement Report*, and ensure that the badges earned by the boys are obtained and awarded in a timely fashion.

EAGLE BOARD OF REVIEW

Council advancement committees must determine—and make known—methods for conducting Eagle Scout boards of review: whether unit committees or the council or district advancement committees administer them, as well as how board chairpersons are selected. If conducted at the unit level, at least one district or council representative must serve as a member. If the unit requests it, more than one may do so.

There shall be no fewer than three and no more than six members, all at least 21 years old. They need not be on an advancement committee or registered with the Boy Scouts of America, but they must have an understanding of the rank and the purpose and importance of the review.

An Eagle candidate may have only one board of review. Subsequent action falls under the appeals process. (See "Appealing a Decision," 8.0.4.G., in the *Guide to Advancement*, No. 33088, for more detailed information.)

COURTS OF HONOR

When a Scout advances, he should be recognized as soon as possible—preferably at the next troop meeting. He is recognized a second time at a public ceremony called a court of honor.

The main purposes of the court of honor are to furnish formal recognition for achievement and to provide incentive for other Scouts to advance.

Formal courts of honor should be conducted at least four times a year. All Scouts who have advanced since the previous court of honor are honored. Their parents and friends should be invited to attend the ceremony.

Suggestions on court of honor agendas and ceremonies are found in *Troop Program Resources for Scout Troops and Varsity Teams*.

The easiest and most efficient way to keep track of advancement in the troop is by using Internet Advancement. If your troop is not already using this free resource, learn more about it at <http://www.scouting.org/GuideToAdvancement/InternetAdvancement.aspx>.

ADVANCEMENT REPORT (PACK, TROOP, TEAM, CREW, SHIP) BOY SCOUTS OF AMERICA						FOR COUNCIL SERVICE CENTER USE ONLY	
Pack	Troop	Team	Crew	Ship	No.	District	
Leader					Address		
City					State	Zip	
Expiration date of unit					Date awards received		
Date this report forwarded to council service center							
Report received							
Certification status							
Method of installation							
Date mailed							
Period provided							

1. Advancement procedures:
 - Packs:** Refer to Advancement Pack No. 200-17, now received from den leaders, this form is completed for the entire pack.
 - Troops/Teams:** All Boy Scouts or Units. Advance work for advancement must appear personally before a board of review composed of at least three members. An advancement report must be sent to the council service center immediately following each board of review. This report must be signed by at least three members of the Board of Review, including its chairman.
 - Crews and Ships:** Veterans and Sea Scouts should give their advancement application to their Advisor or Skipper who, in turn, refers them to the crew or ship committee for approval, then prepares, signs, and forwards the advancement report to the council service center.
2. Only MEMBERS with integral membership can be awarded advancement. Single Scout candidates must have been registered and have completed all requirements except the board of review. Troop members and their unit qualify.
3. All members and only one advancement award or merit badge on each file, but list all of one member's advancement on this report.
4. The pack, troop, team, crew, or ship representative conducting the interview should interview youth members who are not advancing. List these individuals' names on bottom of form.
5. No Boy Scout advancement may be earned by female Veterans or by a Boy Scout, Varsity Scout, or Sea Scout who has reached the age of 18.
6. Veterans may earn Venturing advancement through age 20.
7. Each merit badge candidate must be registered to a merit badge course or with the BSA.

Internet Advancement is an online tool designed to assist unit leaders with recording merit, unit badges, and awards, and reporting those entries to the council. It is completely user-friendly and works from any internet-connected PC over Internet Explorer. To find out more about Internet Advancement, please contact your local council service center.

For Council Advancement Committee

I hereby certify the following record of advancement is correct and that it meets the standards and requirements of the Boy Scouts of America, and that merit badge requirements are registered with members of the BSA.

For Boards of Review: Two additional signatures are required, plus the date the board of review was held.

Board of Review Date

Signed _____ Title _____

No.	Name	Date Awarded	Design of Merit Badge or Award	Name	Date Awarded	Design of Merit Badge or Award
1.				19.		
2.				20.		
3.				21.		
4.				22.		
5.				23.		
6.				24.		
7.				25.		
8.				26.		
9.				27.		
10.				28.		
11.				29.		
12.				30.		
13.				31.		
14.				32.		
15.	Youth interviewed who are not advancing					
16.						
17.						
18.						

Total different youth _____ Qualified for _____ awards

Forward when and where copies to council service center. Keep your copy for unit files.

SKU 31403



7 30176 32344 2
8816 2.12 Printing



Chapter 8



A MONTHLY TROOP COMMITTEE MEETING IS ESSENTIAL TO SUCCESSFUL TROOP OPERATION.

This meeting is the perfect forum for planning troop program assistance, solving troop personnel problems, and monitoring troop progress.

Troop Committee Meetings

The committee meeting is attended by all committee members and the Scoutmaster. Occasionally you may want to invite guests such as your chartered organization representative and unit commissioner. All troop committee meetings should be announced, and all members of the committee and the Scoutmaster should be invited to attend. All issues should be discussed and resolved in an open dialogue.

The Scoutmaster (or assistant Scoutmaster) is not a member of the troop committee and has no vote. The committee should not forget that its primary responsibility is supporting the troop program. The importance of mutual cooperation between the two groups of leaders is critical for the smooth and successful operation of the troop.

The support and administration of an active troop requires the participation of every committee member. Every member should have a working assignment. This will not only help the troop to operate effectively, but will help assure team spirit and promote attendance at meetings. When people feel that it doesn't matter if they attend or not, often they will choose to do something else.

Suggested Troop Committee Meeting Agenda

1. Call the meeting to order—**Chair**
2. Welcome and introduction of new members and guests—**Chair**
3. Approval of previous meeting's minutes—**Secretary**
4. Reports
 - **Scoutmaster** (troop progress, actions of patrol leaders' council, disciplinary problems, attendance, monthly outing plans, other troop needs)
 - **Secretary** (newsletter or website, additional resource surveys)



- **Outdoor/activities coordinator** (outdoor plans, special activities, district and council activities, summer camp update)
 - **Treasurer** (report on current financial standing, money-earning projects, Friends of Scouting)
 - **Advancement coordinator** (troop advancement progress, boards of review, courts of honor)
 - **Chaplain** (update on chaplain support to troop members, religious emblems program, participation of boys in the religious emblems program)
 - **Training coordinator** (new training materials, youth leader and adult volunteer opportunities for training)
 - **Equipment coordinator** (status of new and existing troop equipment and of troop needs, new procedures for safe use and storage of equipment)
 - **Membership coordinator** (update status of Webelos graduation ceremonies, troop open houses, and boy-to-boy recruiting)
 - **New Scout parent unit coordinator** (update status of new Scout parents and their involvement in the troop)
5. Old business (reports on task assignments from previous meeting)
 6. New business (assign tasks as issues are discussed)
 7. Announcements (including date of next month's troop committee meeting)
 8. Adjournment



If everyone is prepared, troop committee meetings should not last longer than 1½ hours. It is the chair's responsibility to keep the meeting moving swiftly. There is no better way to discourage attendance than to conduct meetings that last too long with too little accomplished.

Troop Committee Challenge is the training course for troop committee members. The training can be completed online by visiting MyScouting.org. Troop Committee Challenge training takes about an hour to complete, and members can take the course individually or as a small group. Upon completion, a Scouter can print a certificate of completion, and the training can be recorded on the Scouter's training record.



Chapter 9



**MOST BOYS JOIN
BOY SCOUTING FOR
ONE REASON—
TO HAVE FUN IN
THE OUTDOORS.**

Outdoor Program, Rechartering, Training, and Policy

The troop committee, working in support of the Scoutmaster, should make every effort to give their Scouts an outdoor experience every month. This goal is not easy to accomplish. It takes people (leaders, transportation) and money (food, equipment), but this challenge can be met with the help of the troop committee.

Two registered adult leaders, or one adult leader and a parent of a participating Scout, one of whom must be at least 21 years of age or older, are required for all trips or outings.

For complete information on current policies and procedures for safe activities, consult the *Guide to Safe Scouting*, available from the local council or the BSA website at <http://www.scouting.org/HealthandSafety/GSS/toc.aspx>.

TOUR AND ACTIVITY PLAN

The tour and activity plan is an important tool for conducting local, national, or international activities and is a checklist for best practices to be prepared for safe and fun adventure. Completing the tour and activity plan might not address all possible challenges but can help ensure that appropriate planning has been conducted, that qualified and trained leadership is in place, and that the right equipment is available for the adventure. In addition, the plan helps to organize safe and appropriate transportation to and from an event, and defines driver qualifications and minimum limits of insurance coverage for drivers and vehicles to transport participants.

Times when a tour and activity plan must be submitted for council review include:

- Trips of 500 miles or more
- Trips outside of council borders not to a council-owned property

- Trips to any national high-adventure base, national Scout jamboree, National Order of the Arrow Conference, or regionally sponsored event
- When conducting the following activities outside of council or district events:
 - ▲ Aquatics activities (swimming, boating, floating, scuba, etc.)
 - ▲ Climbing and rappelling
 - ▲ Shooting sports
 - ▲ Any activities involving motorized vehicles as part of the program (snowmobiles, boating, etc.)
- At a local council's request.



Tour and activity plans must be submitted at least 21 days in advance to ensure the local council has enough time to review the plan and assist the unit in updating the plan if it is found to be defective.

TRANSPORTATION

Safety is the number one concern when arranging transportation for troop outings. For trips beyond hiking distance, you may need to arrange for private cars. Trucks may not be used for transporting boys except inside the cab. Insurance companies may refuse to accept responsibility if this rule is violated. Private cars or licensed buses should be used.

General guidelines are:

1. Seat belts are required for all occupants.
2. All drivers must have a valid driver's license that has not been suspended or revoked for any reason. If the vehicle to be used is designed to carry more than 15 persons, including the driver (more than 10 persons, including the driver, in California), the driver must have a commercial driver's license (CDL).
3. The driver must be currently licensed and at least 18 years of age. Youth member exception: When traveling to an area, regional, or national Boy Scout activity or any Venturing event under the leadership of an adult (at least 21 years of age) tour leader, a youth member at least 16 years of age may be a driver, subject to the following conditions:
 - a. Six months' driving experience as a licensed driver (time on a learner's permit or equivalent is not to be counted)
 - b. No record of accidents or moving violations
 - c. Parental permission granted to the leader, driver, and riders
4. Trucks may not be used for transporting passengers except in the cab.
5. All vehicles must be covered by automobile liability insurance with limits that meet or exceed requirements of the state in which the vehicle is licensed. It is recommended that coverage limits are at least \$50,000/\$100,000/\$50,000. Any vehicle designed to carry 10 or more passengers is required to have limits of \$100,000/\$500,000/\$100,000.
6. Obey all laws, including the speed limit.

MAKE CERTAIN

that the condition of each car to be used is safe and that each is properly insured.

DON'T DRIVE DROWSY.

Stop for rest and stretch breaks as needed. Fatigue is a major cause of highway accident fatalities.

7. Driving time is limited to a maximum of 10 hours and must be interrupted by frequent rest, food, and recreation stops. If there is only one driver, the driving time should be reduced and stops should be made more frequently.
8. Travel and rest time is limited to a maximum of 10 hours in one 24-hour period, regardless of the number of drivers available. The intention is to include sleep and thorough rest breaks while traveling long distances.
9. Drivers should refrain from using cell phones (including hands-free units) and text-messaging devices while driving.

If you use the Troop Resource Survey to identify willing drivers and ask for their help well in advance, you should be able to secure the needed cars.

TYPES OF TROOP CAMPING

Short-term camping is usually done over one or two nights on the weekend. The troop equipment must be adequate for the number of boys involved. These short-term camps allow advancement opportunity, fun, and fitness. As we pointed out earlier, troops should camp monthly.

Resident camping lasts at least a week and sometimes longer. This will be at a council summer camp facility.

CAMPING EQUIPMENT


It is the troop committee's responsibility, in cooperation with the Scoutmaster, to secure adequate numbers of tents, cook kits, and other outdoor gear. Because of the cost of this equipment, a troop money-earning project will usually be organized (see chapter 6). The equipment coordinator should work closely with the troop quartermaster to maintain the troop's equipment with adequate repair and storage.



RECHARTERING

Near the end of your charter year, your council will provide an application for charter renewal. This is a computer printout of information previously furnished. Your task of reregistering the troop is much easier than when registering it initially. You need only update the printed information. An instruction sheet will accompany the renewal papers.

You will receive a printout with all youth and adults presently registered, from which the unit commissioner and troop committee will conduct a membership inventory. The commissioner and committee chair then hold a charter renewal meeting attended by the commissioner, chartered organization representative, executive officer of the chartered organization, Scoutmaster, and all other adult volunteers. At this time, they identify which youth and adults to reregister, and check to make sure adult volunteers are current with Youth Protection training. Your completed charter renewal application is then submitted to the local council.



JOURNEY TO EXCELLENCE

Scouting's Journey to Excellence is the BSA's council performance recognition program designed to encourage and reward success and measure the performance of our units, districts, and councils. It is a means of encouraging excellence in providing a quality program at all levels of the BSA.

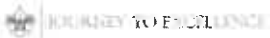
TROOP _____ of _____ District _____
 BSA Scouting's Journey to Excellence

Rank	Objective	Bronze Level	Silver Level	Gold Level	Points	Points	Points
1	Advancement: Increase the percentage of Boy Scouts earning rank advancements.	Have 40% of Boy Scouts advance one rank or have a 2 percentage points increase.	Have 45% of Boy Scouts advance, or 40% advance and have a 2 percentage points increase.	Have 50% of Boy Scouts advance, or 45% advance and have a 2 percentage points increase.	75	150	300
2	Retention: Improve retention rate.	Retain and re-register 75% of eligible members, or have a 2 percentage points increase.	Retain and re-register 80% of members, or retain and re-register 75% and have a 2 percentage points increase.	Retain and re-register 85% of members, or retain and re-register 80% and have a 2 percentage points increase.	75	150	300
3	Building Boy Scouting: Have an increase in membership or be larger than the average size troop.	Have a net gain of one member over last year, or have at least 15 members.	Increase youth members by 5% or have at least 25 members.	Increase youth members by 10% or have at least 35 members with an increase over last year.	75	150	300
4	Trained leadership: Have a trained and engaged troop committee.	Have a Scoutmaster, an assistant SM, and a committee with at least three members.	Bronze level, plus the Scoutmaster and 60% of assistants have completed Leader Specific Training or if new complete within three months of joining.	Silver level, plus 70% of active committee members must have completed Troop Committee Challenge .	75	150	300
5	Short-term camping: The troop conducts short-term or weekend campouts throughout the year.	Conduct four short-term overnight campouts.	Conduct six or more short-term overnight campouts.	Conduct nine short-term overnight campouts.	50	100	200
6	Long-term camping: The troop participates in a long-term camp.	The troop participates in a long-term camp.	60% of Scouts attend a long-term camp.	70% of Scouts attend a long-term camp.	50	100	200
7	Patrol method: The troop uses the patrol method.	The troop has patrols, and each has a patrol leader. There is an SPL if more than one patrol. The PLC meets at least four times a year. The troop holds patrol leader training.	PLC meets at least six times a year, including an annual planning meeting.	PLC meets at least ten times a year, including an annual planning meeting, and one Scout attends NYLT.	50	100	300
8	Service projects: The troop participates in service projects, with one benefiting your chartering organization. The projects and hours are entered on the Journey to Excellence website.	Participate in four service projects.	Participate in five service projects.	Participate in six service projects.	50	100	200
9	Webelos-to-Scout transition: Have a Webelos-to-Scout transition plan.	With a pack or Webelos den, hold two joint activities, one of which is a Webelos parent orientation and camp promotion meeting.	Earn the Bronze level, plus recruit five Webelos Scouts.	Earn the Bronze level, plus recruit five Webelos Scouts.	50	100	200
10	Budget: The troop has a budget that is continually reviewed by the committee and follows BSA policies relating to fundraising and fiscal management.	I have a written budget reviewed at committee meetings and that follows BSA policies.	Earn the Bronze level, plus Scouts participate in the budget planning process.	Earn the Silver level, plus budget is completed before the next program year.	25	50	100
11	Courts of honor/parents meetings: Scouts are recognized for their badges at courts of honor.	Scouts are recognized for badges or cards at least twice a year at courts of honor, where troop plans are reviewed with parents.	Three courts of honor are held with families attending.	Four courts of honor are held with families attending.	25	50	100
12	Fitness: Troop meetings and activities include physical fitness components.	Introduce the SCOUTStrong program in the troop.	Bronze plus the troop promotes and coordinates group fitness activities.	Silver plus the troop holds an ongoing fitness competition where members can track their performance.	50	100	200
13	Re-register on-line	Complete charter re-registration, obtain all signatures, and submit paperwork to the council office or your commissioner prior to the expiration of your charter.	Meet the Bronze level, plus email addresses are provided for all parents of youth members and registered adults who have one.	Meet the Silver level, plus promote the new Unit Tools software program access id through your MyScouting account.	25	50	100

Points
 Bronze: Earn at least 700 points by earning points in at least 11 objectives.
 Silver: Earn at least 1,000 points by earning points in at least 11 objectives.
 Gold: Earn at least 1,800 points by earning points in at least 11 objectives.
 Total points: _____

We certify on our honor as Scout leaders that these requirements have been completed.
 Scoutmaster _____ Committee chair _____
 Commissioner _____ Chartered Org. Rep. _____
 Level achieved _____ Did not achieve _____ Date _____

This form should be turned in to the Scout service center or your unit commissioner with your charter renewal paperwork.



TRAINING

All troop committee members should take advantage of the available training opportunities. Fast Start training can be done in your home or, if a new troop, at your first committee meeting by a district or council representative. The next level of training, the Troop Committee Challenge, can be completed in one evening.

ROUNDTABLES

On a monthly basis, districts conduct roundtable meetings, which emphasize troop program. Adult leaders, including troop committee members, meet and learn new program ideas, get information on upcoming events, and share solutions to common problems. Roundtable meetings are excellent training opportunities. Each month has a program feature and a training feature.

UNAUTHORIZED AND RESTRICTED ACTIVITIES

The following activities have been declared unauthorized and restricted by the Boy Scouts of America:

- All-terrain vehicles (ATVs) are banned from program use. The exception is council-approved ATV programs. They are not approved for unit use. ATVs are defined as motorized recreational cycles with three or four large, soft tires, designed for off-road use on a variety of terrains.
- Boxing, karate, and related martial arts—except judo, aikido, and tai chi—are not authorized activities.
- Chainsaws and mechanical log splitters may be authorized for use only by trained individuals who are over the age of 18, using proper protective gear in accordance with local laws.
- Exploration of abandoned mines is an unauthorized activity.
- Varsity football teams and interscholastic or club football competition and activities are unauthorized activities.
- Fireworks secured, used, or displayed in conjunction with program and activities is unauthorized except where the fireworks display is conducted under the auspices of a certified or licensed fireworks control expert.
- The selling of fireworks as a fundraising or money-earning activity by any group acting for or on behalf of members, units, or districts may not be authorized by councils.
- Flying in hang gliders, ultralights, experimental aircraft, or hot-air balloons (non-tethered), parachuting, and flying in aircraft as part of a search and rescue mission are unauthorized activities. Tethered hot-air balloon flights are authorized, and a flying plan must be submitted.
- Motorized go-carts and motorbike activities are unauthorized for Cub Scout and Boy Scout programs. Go-carting conducted at a commercial facility that provides equipment and supervision of cart operation is authorized upon submittal of a completed tour and activity plan. Participating in motorized speed events, including motorcycles, boats, drag racing, demolition derbies, and related events, are not authorized activities for any program level.
- Participation in amateur or professional rodeo events and council or district sponsorship of rodeos are not authorized.
- Pointing any type of firearm or simulated firearm at any individual is unauthorized. Scout units may plan or participate in paintball, laser tag, or similar events where participants shoot at targets that are neither living nor human representations. Units with council approval may participate in formally organized historical reenactment events, where firearms are used and intentionally aimed

over the heads of the reenactment participants. The use of paintball guns, laser guns, or similar devices may be utilized in target shooting events with council approval and following the Sweet 16 of BSA Safety. Council approval means the approval of the Scout executive or a designee on a tour and activity permit specifically outlining details of the event.

- Hunting is not an authorized Cub Scout or Boy Scout activity, although hunting safety is part of the program curriculum.

(The purpose of this policy is to restrict chartered packs, troops, and teams from conducting hunting trips. However, this policy does not restrict Venturing crews from conducting hunting trips or special adult hunting expeditions provided that adequate safety procedures are followed and that all participants have obtained necessary permits and/or licenses from either state or federal agencies. While hunter safety education might not be required prior to obtaining a hunting license, successful completion of the respective state voluntary program is required before participating in the activity.)

- Motorized personal watercraft (PWC), such as jet-skis, are not authorized for use in Scouting aquatics, and their use should not be permitted in or near BSA program areas. The exception is council-approved PWC programs. They are not approved for unit use.
- Except for (1) law enforcement officers required to carry firearms within their jurisdiction, and (2) circumstances within the scope of the BSA hunting policy statement, firearms should not be in the possession of any person engaged in camping, hiking, backpacking, or any other Scouting activity other than those specifically planned for target shooting under the supervision of a certified firearms instructor. (Among the purposes of this policy is to prohibit adult leaders from bringing firearms on BSA camping and hiking activities or to unit meetings.)
- Parasailing, or any activity in which a person is carried aloft by a parachute, parasail, kite, or other device towed by a motorboat, including a tube, or by any other means, is unauthorized.
- All activities related to bungee cord jumping (sometimes called shock cord jumping) are unauthorized.
- Technical tree-climbing with ropes or harnesses is not authorized as an activity.
- Water chugging and related activities are not authorized for any program level.

For detailed information, consult the *Guide to Safe Scouting*.

YOUTH PROTECTION IN SCOUTING

The Boy Scouts of America places the greatest importance on creating the most secure environment possible for its youth members. To maintain such an environment, the BSA has developed numerous procedural, leadership selection, and training policies, and provides parents and leaders with online and print resources for the Cub Scout, Boy Scout, and Venturer programs. Visit www.scouting.org/youthprotection or the Guide to Safe Scouting online at www.scouting.org/HealthandSafety/GSS.aspx for the most up-to-date policies and information.

The policies aimed at preventing abuse within the Scouting program focus on leadership selection, on raising awareness, and on creating barriers to abuse beyond what have previously existed in Scouting.

Taking Youth Protection Training

Being a registered member—or even having a member ID number—is not required to take the BSA's Youth Protection training course to learn about how to keep children safe from abuse. In fact, the BSA encourages all parents to take the training as part of becoming a registered member.

To take Youth Protection training, go to MyScouting.org and create an account. From the MyScouting.org portal, click on E-Learning and follow the instructions to take the Youth Protection training.

Upon completion, you may print a certificate of completion to submit with a volunteer application or submit the completion certificate to the unit leader for processing at the local council.

When your volunteer application has been approved, you will receive a BSA membership card that includes your member ID number. After you receive your membership card, log back into MyScouting, click on My Profile and update the system by inputting your member ID number. This will link your Youth Protection training records, and any other training, in MyScouting to your BSA membership.

Youth Protection training is a requirement for all BSA registered volunteers.

New leaders are required to complete Youth Protection training. To take the training online, they should go to www.MyScouting.org and establish an account using the member number they received when registering for BSA membership. If individuals take the training online before obtaining a member number, they should return to MyScouting and enter their number for training record credit. For individuals who cannot take Youth Protection training online, BSA local councils also provide this training on a regular basis. For more information, refer to the back of the BSA adult membership application, No. 524-501.

Before an adult volunteer will be permitted to interact with youth members:

- The completed adult application must be submitted to and approved by the council service center.
- The adult application membership fee must be paid.
- The adult leader's Youth Protection training certificate must be received and acknowledged by the council.

Youth Protection training must be taken every two years. If a volunteer's Youth Protection training record is not current at the time of recharter, the volunteer will not be reregistered.

More information about the BSA's Youth Protection policies can be found in the Parent's Guide of any Cub Scout or Boy Scout handbook (or online at <http://www.scouting.org/Training/YouthProtection.aspx>). These guidebooks are handy references for helping Scouts learn how to stay safe and for helping parents keep the family from harm. Reviewing the guidebook is a requirement for youth advancement.

While adults are responsible for keeping youth safe, no amount of instruction can prepare youth for the emerging threats to their safety and well-being in today's

society. The BSA encourages continued discussion with youth through our personal safety and awareness training, which teaches our youth the “three R’s” of Youth Protection:

- **Recognize** situations that place you at risk of being molested, how child molesters operate, and that anyone could be a molester.
- **Resist** unwanted and inappropriate attention. Resistance will stop most attempts at molestation, bullying, or other abuse by telling the aggressor to “Stop!” or “Leave me alone!”
- **Report** attempted or actual molestation to a parent or other trusted adult. By encouraging the youth to tell you what happened, further abuse can be prevented and other children can be protected. Let the Scout know he or she will not be blamed for what occurred.

MANDATORY REPORTING OF CHILD ABUSE

All persons involved in Scouting shall report to local authorities any good-faith suspicion or belief that any child is or has been physically or sexually abused, physically or emotionally neglected, exposed to any form of violence or threat, exposed to any form of sexual exploitation including the possession, manufacture, or distribution of child pornography, online solicitation, enticement, or showing of obscene material. No person may abdicate this reporting responsibility to any other person.

Notify your Scout executive of this report, or of any violation of BSA’s Youth Protection policies, so that he or she may take appropriate action for the safety of our Scouts, make appropriate notifications, and follow up with investigating agencies.

How Youth Protection Works

Adult Volunteers

Step 1—Chartered organizations reference check. Chartered organizations provide local insight and ongoing supervision. The involvement of local chartered organizations (places of worship, schools, or civic groups) helps ensure that volunteers are known and trusted in the community.

Step 2—Application. All adults who have been selected as potential leaders of youth by a chartered organization must provide references, past addresses, and other community affiliations, and affirm that they have had no criminal accusations made against them.

Step 3—Criminal background check. The BSA requires criminal background checks on all Scout leaders. The background checks are administered by LexisNexis, a nationally respected third party that also provides this service to many local, state, and federal governments; educational institutions; and other nonprofits.

Step 4—Ineligible volunteer file check. The BSA’s Ineligible Volunteer Files serve as a barrier to entry, preventing those who are believed to be unfit to serve as Scout leaders from joining the organization. An individual may be determined to be unfit for leadership for any reason, regardless of whether the accusations have been proven and whether or not the alleged misconduct happened in Scouting. Applicants are checked against the file, and those who are determined to be ineligible are not permitted to join Scouting.

Step 5—Adult leader Youth Protection training. All registered adult volunteers are required to complete the BSA's Youth Protection training every two years. The training is available online 24 hours a day, seven days a week.

The BSA Layers of Protection

Youth Protection director. The BSA has a full-time Youth Protection director, a recognized expert on child abuse, dedicated to the continued strengthening of Scouting's Youth Protection training programs and policies.

Open program. All aspects of the Scouting program are open to observation by parents and leaders. Parents are encouraged to attend all Scouting activities.

Privacy of youth and adult members. Privacy of youth and adult members is safeguarded by BSA policy. Adult leaders must respect the privacy of members and protect their own privacy, especially in situations such as changing clothes and taking showers at camp. No youth is permitted to sleep in the tent of an adult other than his or her own parent or guardian.

"Two-deep" leadership. Scouting has a strict "two-deep" leadership policy, which requires at least two adults supervise all Scouting activities. One-on-one contact between adults and youth members is not permitted.

Mandatory reporting. Scouting policies require prompt reporting of any reasonable suspicions of inappropriate conduct with youth to a governmental agency.

Parents and Scouts

Step 1—Parental and Scout Youth Protection education. Parents and youth are required to review the BSA's Youth Protection materials, available at the front of every handbook, as a joining requirement.

Step 2—Parental policy notification. Every application for youth membership advises parents about the basic principles of youth protection. Every parent completing a youth membership form acknowledges awareness of the BSA's Youth Protection policies.

Step 3—Empowerment of Scouts. Scouts are required to complete Youth Protection training before entering the program and as a requirement for rank advancement. The BSA teaches the "three R's" of youth protection, which convey an important message in a clear manner easily understood by youth members:

Recognize situations that place them at risk, how child molesters operate, and that anyone could be a molester.

Resist unwanted and inappropriate attention. Resistance will stop most attempts at molestation.

Report attempted or actual molestation to a parent or other trusted adult. This prevents further abuse and helps protect other children. Understand that you will not be blamed for what occurred.

LEADERSHIP SELECTION

The Boy Scouts of America takes great pride in the quality of its adult leadership. Being a leader in the BSA is a privilege, not a right. The quality of the program and the safety of youth members call for high-quality adult leaders. We work closely with chartered organizations to help recruit the best possible leaders for their units.

The adult application requests background information that should be checked by the unit committee or the chartered organization before accepting an applicant for unit leadership. While no current screening techniques exist that can identify every potential child abuser, we can help reduce the risk of accepting a child abuser by learning all we can about an applicant for a leadership position—including his or her experience working with children and why he or she wants to be a Scout leader.

Youth safety is of paramount importance to the Boy Scouts of America. It is important to implement this training at all levels of the organization. The BSA is always reevaluating and reassessing its policies and training to provide the most secure environment possible for its youth members.

SCOUTING'S BARRIERS TO ABUSE

The BSA has adopted the following policies for the safety and well-being of its members. These policies are primarily for the protection of its youth members; however, they also serve to protect adult leaders.

Two-deep leadership is required on all outings. Two registered adult leaders, or one registered leader and a parent of a participating Scout or other adult, one of whom must be 21 years of age or older, are required for all trips and outings. There are a few instances, such as patrol activities, when the presence of adult leaders is not required and adult leadership may be limited to training and guidance of the patrol leadership. With the proper training, guidance, and approval by the troop leaders, the patrol can conduct day hikes and service projects. Appropriate adult leadership must be present for all overnight Scouting activities; coed overnight activities—even those including parent and child—require male and female adult leaders, both of whom must be 21 years of age or older, and one of whom must be a registered member of the BSA. The chartered organization is responsible for ensuring that sufficient leadership is provided for all activities.

One-on-one contact between adults and youth members is prohibited. In situations that require personal conferences, such as a Scoutmaster's conference, the meeting is to be conducted in view of other adults and youths.

Separate accommodations for adults and Scouts are required. When camping, no youth is permitted to sleep in the tent of an adult other than his or her own parent or guardian. Councils are strongly encouraged to have separate shower and latrine facilities for females. When separate facilities are not available, separate times for male and female use should be scheduled and posted for showers. Likewise, youth and adults must shower at different times.

Privacy of youth is respected. Adult leaders must respect the privacy of youth members in situations such as changing clothes and taking showers at camp, and intrude only to the extent that health and safety require. Adults must protect their own privacy in similar situations.

Inappropriate use of cameras, imaging, or digital devices is prohibited. While most campers and leaders use cameras and other imaging devices responsibly, it has become very easy to invade the privacy of individuals. It is inappropriate to use any device capable of recording or transmitting visual images in shower houses, restrooms, or other areas where privacy is expected by participants.

No secret organizations. The Boy Scouts of America does not recognize any secret organizations as part of its program. All aspects of the Scouting program are open to observation by parents and leaders.

No hazing. Physical hazing and initiations are prohibited and may not be included as part of any Scouting activity.

No bullying. Verbal, physical, and cyber bullying are prohibited in Scouting.

Youth leadership is monitored by adults. Adult leaders must monitor and guide the leadership techniques used by youth leaders and ensure that BSA policies are followed.

Discipline must be constructive. Discipline used in Scouting should be constructive and reflect Scouting's values. Corporal punishment is never permitted.

Appropriate attire for all activities. Proper clothing for activities is required. For example, skinny-dipping or revealing bathing suits are not appropriate in Scouting.

Members are responsible to according to the Scout Oath and Scout Law. All members of the Boy Scouts of America are expected to conduct themselves in accordance with the principles set forth in the Scout Oath and Scout Law. Physical violence, theft, verbal insults, drugs, and alcohol have no place in the Scouting program and may result in the revocation of a Scout's membership.

Units are responsible to enforce Youth Protection policies. The head of the chartered organization or chartered organization representative and the local council must approve the registration of the unit's adult leader. Adult leaders of Scouting units are responsible for monitoring the behavior of youth members and interceding when necessary. Parents of youth members who misbehave should be informed and asked for assistance. *Any violations of the BSA's Youth Protection policies must immediately be reported to the Scout executive.*

FREQUENTLY ASKED QUESTIONS

How can parents help protect their children?

Parents participate in the protection of their children in a variety of ways. The BSA recognizes the need for open lines of communication so that children are encouraged to bring any troubles to their parents for advice and counsel. In addition, parents need to be involved in their children's Scouting activities. All parents receive important information concerning the Scouting program as part of their children's membership applications. This information is provided so that parents can detect any deviations from the BSA's approved program. If any deviations are noted, parents should call these to the attention of the chartered organization or the unit committee. If the problems persist, parents should contact the local council for assistance.

Parents also need to review the booklet, *How to Protect Your Children From Child Abuse: A Parent's Guide*, inserted in every Boy Scout and Cub Scout handbook. The information in this booklet should be the subject of discussions between Scouts and their parents prior to joining a pack or troop. We encourage all adults, including all parents, to take the BSA's Youth Protection training.

Why do most child victims of sexual abuse keep the abuse secret?

A victim of child sexual abuse is under a great deal of pressure to keep the abuse secret. Often an abuser has provided the child with favors and tells the child not to tell anyone if the child wants the favors to continue. The abuser might have told the child that he would not be believed even if the child did tell.

Another common situation is that the molester will tell the child that if the child tells about the abuse, the abuser or even the child himself will get into trouble.

The clear message is given to the child that if another person finds out, something bad will happen to the child. This pressure to maintain silence can often be successfully overcome by establishing open communication between children and adults through a proper educational program for children.

What should I do if a child tells me that he has been sexually abused?

How an adult responds to a child who tries to disclose abuse can influence the outcome of the child's victimization. By maintaining an apparent calm, the adult can help reassure the child that everything is going to be OK. By encouraging and supporting the child, we counteract any statements the molester made to the victim about the child getting into trouble. Reassure the child that he is not in trouble, that you are concerned about what happened to him, and that you are going to get him some help.

Allegations by a Scout concerning violations of Scouting's Youth Protection training, policies, or Scouting's Barriers to Abuse in the program must be reported to the Scout executive and the proper local authorities, such as child protective services or the police. All persons involved in Scouting shall report to local authorities any good-faith suspicion or belief that any child is or has been physically or sexually abused, physically or emotionally neglected, exposed to any form of violence or threat, exposed to any form of sexual exploitation, including the possession, manufacture, or distribution of child pornography, online solicitation, enticement, or showing of obscene material. *You may not abdicate this reporting responsibility to any other person.*

Since these reports are required, the child should be told that you have to tell the proper authorities but that you will not tell anyone else. It is important that you not tell anyone other than the Scout executive, the police, or the child protective services agency about allegations of abuse so that they can properly address the situation. All that is required is that you have a reasonable suspicion and are reporting in "good faith." When these requirements are met, all states provide immunity from liability for child abuse reporters.

What Youth Protection educational materials does the BSA have for youth members?

How to Protect Your Children From Child Abuse: A Parent's Guide is a tear-out booklet bound with BSA youth handbooks. It is designed for parents or guardians and young people to use together for Youth Protection training.

The Power Pack Pals comic books, available in English and in Spanish, are for Cub Scout-age boys. They include *Power Pack Pals* (No. 33980)/*Los Superamigos del Pack* (No. 46-33979), *Power Pack Pals: Be Safe on the Internet* (No. 33981)/*Power Pack Pals: Seguridad en la Internet* (No. 46-34464), and *Power Pack Pals: Four Rules for Personal Safety* (No. 46-34750)/*Power Pack Pals: 4 Reglas Para Seguridad Personal* (No. 46-34465).

These and other resources can be found at <http://www.scouting.org/Training/YouthProtection>.

The BSA has bilingual, age-appropriate DVDs for all youth age groups to address the problems of sexual abuse. *It Happened to Me/A Mí Me Pasó* (No. AV-09DVD11)

should be used annually by Cub Scout packs or dens, but only for Cub Scouts accompanied by a parent or other adult family member. The version for Boy Scouts, *A Time to Tell/Hora de Contarlo* (No. AV-09DVD04), introduces the “three R’s” of Youth Protection and should be viewed by troops annually. *Personal Safety Awareness/Concientización Sobre la Seguridad Personal* (No. AV-09DVD33) is for Venturing-age young people.

How can Scout leaders who are not social workers teach children about Youth Protection?

The BSA recognizes that many of our leaders feel unprepared to talk to children about preventing sexual abuse. For this reason, the BSA has meeting guides online for all of the resources produced to be viewed by youths. The guides address everything from scheduling the meeting, contacting the police or social services for assistance, and notifying parents (a sample letter is provided), to questions and answers for discussion after the video has been viewed. The *Parents’ Guide* in the front of each boy’s handbook is also a good resource to help parents teach their children how to stay safe.

What are the “three R’s” of Youth Protection?

Whenever possible, parents and adult leaders should empower youth with the personal safety messages of the “three R’s” of Youth Protection:

Recognize situations that place you at risk of being molested, how child molesters operate, and that anyone could be a molester.

Resist unwanted and inappropriate attention. Resistance will stop most attempts at molestation, bullying, or other abuse. Tell the aggressor to “Stop!” or “Leave me alone!”

Report attempted or actual molestation to a parent or other trusted adult. By encouraging the youth to tell you what happened, further abuse can be prevented and other children can be protected. Let the Scout know he or she will not be blamed for what occurred.

YOUTH MEMBER BEHAVIOR GUIDELINES

The Boy Scouts of America is a values-based youth development organization that helps young people learn positive attributes of character, citizenship, and personal fitness. The BSA has the expectation that all participants in the Scouting program will relate to each other in accord with the principles embodied in the Scout Oath and Scout Law.

One of the developmental tasks of childhood is to learn appropriate behavior. Children are not born with an innate sense of propriety and they need guidance and direction. The example set by positive adult role models is a powerful tool for shaping behavior and a tool that is stressed in Scouting.

Misbehavior by a single youth member in a Scouting unit may constitute a threat to the safety of the individual who misbehaves as well as to the safety of other unit members. Such misbehavior constitutes an unreasonable burden on a Scout unit and cannot be ignored.

MEMBER RESPONSIBILITIES

All members of the Boy Scouts of America are expected to conduct themselves in accordance with the principles set forth in the Scout Oath and Scout Law. Physical violence, hazing, bullying, theft, verbal insults, and drugs and alcohol have no place in the Scouting program and may result in the revocation of a Scout’s membership.

If confronted by threats of violence or other forms of bullying from other youth members, Scouts should seek help from their unit leaders, parents, or the council.

UNIT RESPONSIBILITIES

Adult leaders of Scouting units are responsible for monitoring the behavior of youth members and interceding when necessary. Parents of youth members who misbehave should be informed and asked for assistance.

The BSA does not permit the use of corporal punishment by unit leaders when disciplining youth members.

The unit committee should review repetitive or serious incidents of misbehavior in consultation with the parents of the child to determine a course of corrective action including possible revocation of the youth's membership in the unit.

If problem behavior persists, units may revoke a Scout's membership in that unit. When a unit revokes a Scout's membership, it should promptly notify the council of the action.

The unit should inform the Scout executive of any violations of the BSA's Youth Protection policies.

Each Cub Scout den and Webelos Scout den and each chartered Cub Scout pack, Boy Scout troop, Varsity Scout team, and Venturing crew shall have one leader, 21 years of age or older, who shall be registered and serve as the unit or den leader. The head of the chartered organization or chartered organization representative and the local council must approve the registration of the unit or den leader on the appropriate form.

BEHAVIORAL PROBLEMS

Occasionally the troop committee may be asked by the Scoutmaster to deal with a problem which might involve disciplinary action or a health issue of an individual youth or adult member. These issues should be dealt with in strict confidence. If the subject concerns a Scout, his parents should be fully informed of the issue.

Because serious or recurring behavioral problems may require the troop committee's involvement, the Scoutmaster should share discipline problems with the committee. Such problems should be addressed in a firm, fair manner with the goal to integrate the youth into the Scouting program. Problems that may lead to a youth's permanent removal from the troop should be handled by the Scoutmaster and the troop committee, and should involve the Scout's parents or guardians. Together, the troop committee, parents, and Scoutmaster should work toward a solution with the troop's best interest in mind.

SMOKING AND DRINKING

It is the policy of the Boy Scouts of America that the use of alcoholic beverages and controlled substances is not permitted at encampments or activities on property owned and/or operated by the Boy Scouts of America, or at any activity involving participation of youth members.

Health is a most valuable possession. Smoking will dangerously impair a person's health. The BSA recommends that leaders maintain the attitude that young adults are much better off without tobacco. Leaders are encouraged not to use tobacco products in any form nor allow their use at any BSA activity.



Resources

Advancement Report, No. 34403
Annual Health and Medical Record,
 No. 680-001†
Boy Scout Handbook, No. 34554
Boy Scout Requirements, No. 616334
 (current year)
Boy Scout Uniform Inspection Sheet,
 No. 34283*
Fast Start DVD, No. 611867
Fieldbook, No. 33104
A Guide for Merit Badge Counseling,
 No. 34532
Guide to Advancement, No. 614448
 (current year)
Guide to Awards and Insignia, No. 614973
Guide to Safe Scouting, No. 610133‡
*How to Protect Your Children From Child Abuse:
 A Parent's Guide*, No. 100-015
Merit Badge Counselor Information, No. 34405**
Merit Badge Counselor Orientation, No. 34542

*Scoutmaster and Assistant Scoutmaster
 Leader Specific Training*, No. 34879
Scoutmaster Handbook, No. 616729
Selecting Quality Leaders for Boy Scouts,
 No. 523981
Tour and Activity Plan, No. 680-014‡
*Troop Program Features**
Volume I, No. 33110
Volume II, No. 33111
Volume III, No. 33112
*Troop Program Resources for Scout Troops and
 Varsity Teams*, No. 33588*
Troop/Team Record Book, No. 34508
Unit Budget Plan, No. 524426
 Unit Money-Earning Application, No. 34427
 Work Sheet for Building a Merit Badge
 Counselor List**
 Youth Protection Training, No. 100-023

*Available online at www.scouting.org/BoyScouts/Adults/Publications.aspx

**Available online at www.scouting.org/BoyScouts/AdvancementandAwards/resources.aspx

†Available online at www.scouting.org/HealthandSafety/Forms.aspx

‡Available online at www.scouting.org/HealthandSafety/GSS.aspx





Index A

Activities

- planning, 10, 12
- restricted, 41–42
- Activities coordinator, 16
- Adult association, 4
- Advancement, 4, 29–30
 - altering requirements, 28
 - coordinator, 16
 - four steps of, 29–30
 - records, 16
 - report, 33, 34
 - requirements, 5
- Aims of Scouting, 3
- Alcoholic beverages, 48
- Annual Giving Campaign, 6
- Annual program planning conference, 12
- Assistant patrol leader, 12
- Assistant Scoutmasters, 9, 10, 23
- Assistant senior patrol leader, 11

B

- Baden-Powell, Robert S. S., 5
- Behavioral problems, 48
- Boards of review, 16, 32–33
- Boys' Life*, 5, 26
- Buddy system in merit badge work, 31
- Budget, 15, 25–26
- Bugler, 12

C

- Camp savings plan, 15, 27
- Camping, 10, 39
 - equipment, 18, 39
- Camporees, 6
- Chaplain, 17
- Chaplain aide, 12
- Character, 3
- Charter, 6
 - presentation, 9, 14
 - renewal, 14, 39
 - review, 14
 - review meeting, 9, 39
- Chartered organization, 7–8
- Chartered organization representative, 7–8
- Child abuse, 42–47
- Citizenship, 3
- Controlled substances, 48
- Council, 6
- Council president, 6
- Courts of honor, 16, 33

D

- Den chief, 12
- Disabilities, Scouts with, 30
- District, 6
- District committee, 6
- District executive, 6
- Dues, 26

E

- Eagle Scout
 - age limit extension, 30
 - board of review, 33
 - service project, 31
- Emotional fitness, 3
- Equipment coordinator, 18
- Equipment for camping, 18, 39
- Executive board, local council, 6
- Expenses, 26
- Experienced-Scout patrol, 11

F

- Family activities, 15
- Fast Start training, 23, 40
- Finances, 25–28
- Fitness, 3
- Friends of Scouting, 27
- Funds, 15

H

- High-adventure
 - bases, 6
 - experiences, 11
- Historian, 12

I

- Ideals of Scouting, 3
- Income, 26–27
- instructor, 12

J

- Jamborees, 6
- Journey to Excellence, Scouting's, 40
- Junior assistant Scoutmaster, 12

L

- Leaders
 - approval of by the chartered organization, 8
 - required for outings, 37
 - selecting and recruiting, 21–24
 - training for, 40
 - youth, 11–12

- Leadership
 - development, 4
 - for camp, 14
 - selection standards, 5
 - two-deep, 10, 44
 - Leave No Trace trainer, 12
 - Librarian, 12
 - Literature, 5
 - Local council, 6
- M**
- Meeting place, troop, 7
 - Members, recruiting, 10
 - Membership coordinator, 18, 36
 - Membership inventory, 10
 - Mental fitness, 3
 - Merit badge counselor list, 16
 - Merit badge counselors, 30–31
 - Merit badge pamphlets, 16
 - Merit badges, 30–31
 - Methods of Scouting, 3–4
 - Mission of the Boy Scouts of America, 3
 - Money-earning projects, 15, 26–28
 - ideas for, 26
 - standards for, 27
 - Moral strength, 3
- N**
- National Camping Award, 16
 - National Council, 5
 - National Executive Board, 5
 - New Scout parent unit coordinator, 19, 36
 - New-Scout patrol, 10, 11
- O**
- Order of the Arrow elections, 10
 - Order of the Arrow troop representative, 12
 - Outdoor/Activities coordinator, 16
 - Outdoor Program, 3, 6, 37–39
- P**
- Parental involvement, 9, 23–24
 - Patrol
 - for experienced Scouts, 11
 - for new Scouts, 11
 - method, 3, 11
 - Patrol leader, 12
 - Patrol leaders' council, 9, 12
 - Patrols, 11–12
 - Personal growth, 4
 - Physical fitness, 3
 - Professional Scouters, 5, 6
 - Program planning conference, 12
- Q**
- Quartermaster, 12
- R**
- Rank advancements, 10
 - Ranks, 29
 - Rechartering, 14, 39
 - Recognition for achievement, 30
 - Record keeping, 15
 - Recruiting unit leaders, 21–23
 - Reference check guidelines, 23–24
 - Registration, 6
 - records, 5
 - Religious emblems, 17
 - Reregistering the troop, 39
 - Resident camping, 39
 - Resources, 49
 - Responsibilities
 - of the BSA to the troop, 8
 - of the chartered organization to the troop, 8
 - Restricted activities, 41–42
 - Roundtables, 14, 41
- S**
- Scouters, 6
 - professional, 5
 - volunteer, 13–18, 21–23
 - Scout executive, 6
 - Scout Law, 4
 - Scout motto, 4
 - Scout Oath, 3
 - Scout slogan, 4
 - Scouting* magazine, 5
 - Scouting shows, 6
 - Scouting's Barriers to Abuse, 44–45
 - Scouting's Journey to Excellence, 40
 - Scoutmaster, 9
 - characteristics of, 21–22
 - recruiting, 21–23
 - selection of, 7
 - Scoutmaster conference, 10, 30
 - Scoutmastership Fundamentals, 23
 - Scribe, 12
 - Secretary, 15
 - Selecting unit leaders, 21
 - Senior patrol leader, 11
 - Service projects, 31
 - Sexual abuse, 45–47

Short-term camping, 39
 Smoking, 48
 Sports activities, 10
 Summer camp facilities and leadership, 6
 Sustaining Membership Enrollment, 27

T

This is Scouting, 23
 Tobacco use, 48
 tour and activity plan, 37–38
 Training
 coordinator, 17
 for adult leaders, 40
 for adult volunteers, 6
 for troop leaders and committee members, 17
 standards, 5
 Transportation for troop activities, 16, 38
 Treasurer, 15
 Trips, 37

Troop

activities, 10, 12
 budget, 25–26
 committee, 8, 13–18
 equipment, 18, 39
 expenses, 26
 finances, 25–28
 functioning and structure, 9–12
 library, 16
 meeting place, 7
 meetings, 9
 new, 6
 program, 10
 chair, 14
 meetings, 9, 35–36
 members, 23–24
 organization and responsibilities, 11, 13–18, 21

Troop Committee Challenge training, 23, 36, 40

Troop guide, 12

Troop Resource Survey, 15, 23–24

Two-deep leadership, 10, 44

U

Uniform, 4
 inspection, 9
 Uniforming standards, 5
Unit Budget Plan, 25
 Unit commissioner, 6
 Unit leaders, securing and training, 6
 Unit programs planning tools, 25

V

Varsity Scout Leader Fundamentals, 23
 Venture patrol, 10, 11
 Volunteers, 6, 13–18, 21–24

W

Webmaster, 12

Y

Youth leaders, 11–12
 Youth Protection
 guidelines, 42–47
 standards, 44–45
 training, 23, 42–43

